



RCIPS ANNUAL CRIME AND TRAFFIC STATISTICAL REPORT

Full Report 2020

Our Vision
Our Mission
Our Value

Making the Cayman Islands Safer
Working with our communities, working for our communities
Respect, Courtesy, Integrity, Professionalism, Service



FOREWORD



As Commissioner of Police for the Royal Cayman Islands Police Service, I am pleased to present the annual statistical report for crime and traffic 2020. This report highlights the significant achievements in 2020 and identifies the emerging challenges we need to address going forward. This report also acknowledges the response by the RCIPS to the unique challenges posed by the COVID-19 pandemic in 2020.

In 2020 serious crime commissions in the Cayman Islands continued to decrease. There was an 18.2% year on year reduction compared to 2019.

The year 2020 was an exceptionally challenging year for not only the communities of the Cayman Islands but the entire world. I am proud of our achievements, working alongside government and partner agencies to keep our communities' safe through the COVID-19 pandemic, whilst at the same time continuing to protect the vulnerable, address community concerns and tackle the perpetrators of crime.

In 2020 there were 3604 recorded crimes (excluding COVID-19 crimes), equating to a reduction of 12.8%. There were 55 crimes per 1000 population in 2020, compared to 59 crimes in 2019.

Our officers and civilian staff provided an agile response to the additional demands placed upon the organisation by the global pandemic. They were friendly, fair and firm when interacting with communities to ensure the vulnerable were protected, whilst offenders were brought to justice.

In 2020 RCIPS responded to 1882 calls for service linked to COVID-19. There were approximately 660 persons/businesses warned for prosecution or given tickets for COVID-19 violations.

In 2020 overall levels of violent crime reduced by 12%. Crimes of serious violence reduced by 6%, with an increase in the volume of these crimes involving bladed weapons.

As a response to the increase in serious violence involved bladed weapons RCIPS initiated Operation Bladerunner in the second half of 2020, in an effort to prevent and detect criminal behaviour at venues linked to the night time economy.



RCIPS continued to work alongside trusted partner agencies throughout the pandemic to provide support for victims of domestic abuse, protect the most vulnerable and target offenders.

In 2020 there was a slight decrease in the number of recorded offences involving domestic abuse, specifically physical violence. This decrease in 2020 goes against the trend of year on year increases seen in recent times.

The COVID-19 restrictions in 2020 had an undoubted impact on offenders and their opportunities to commit certain types of crime, however the RCIPS continued to build on the success achieved over recent years in addressing property crimes in the Cayman Islands.

In 2020 Acquisitive Crime (Property Crime) experienced substantial reductions. There was a total of 157 burglaries, a reduction of 107 compared to 2019, equating to a 41% year on year reduction. Both robbery and theft also decreased significantly, with 29% and 24% year on year reductions respectively.

Whilst responding to the COVID-19 pandemic, the RCIPS, in partnership with other law enforcement agencies at local and international levels, still continued to target organised crime groups seeking to bring illegal commodities into the Cayman Islands.

During 2020 the RCIPS Firearms Unit responded to 1126 Incidents, carried out 132 planned operations, investigations or warrant arrests and were involved in a further 278 arrests. Over the course of 2020 RCIPS recovered in excess of 2250 kgs of Ganja and 62 kgs of Cocaine. These drugs had an estimated value of CI\$ 5.5 million.

Moving into 2021, the RCIPS will continue to support the government and the local community in keeping the Cayman Islands safe from the risks posed by the COVID-19 pandemic. We will implement our 3 Year Strategic Policing Plan to ensure continuous improvements in service delivery, whilst relentlessly targeting criminals and crime groups that threaten the Cayman Islands.

Derek Byrne.
Commissioner of Police



EXECUTIVE SUMMARY

This document aims to provide an overview of the crime and traffic statistics for 2020 from the Royal Cayman Islands Police Service (RCIPS). The purpose is to provide communities and the government with meaningful and accurate information to allow for understanding and to assist in determining priorities for public safety so the Cayman Islands remains a safe place to live, work and visit.

Calls for Service

In 2020 there were a total of 33,953 calls for service, a reduction of 1531 or 4.3% on the totals for 2019. The figures for 2020 includes calls for services related to COVID-19.

Total Recorded Crime

In 2020 there were 3604 recorded crimes (excluding COVID-19). This is a reduction of 533 crimes or 12.8% on the total crime recorded in 2019.

COVID-19

There were 1882 incidents linked to COVID-19, however many of these are linked to multiple activities in response to COVID-19 carried out by RCIPS Officers and Staff, that fall outside normal duties.

There have been around 660 persons/businesses warned for prosecution or given tickets, this includes those warned on multiple occasions.

Violence against the Person

There has been a -12% decrease in the overall levels of violent crime in 2020. 94% of all Violence against the Person in 2020 were offences of less serious violence – assault ABH (Actual Bodily Harm) and common assault.

Whilst overall Violence against the Person has decreased by -12%, offences of Serious Violence has only decreased by -6%. It is also of note that there has been an increase in the number of murders with 3 in 2020 and 1 in 2019, with an additional 2 attempted murders in 2020.

There was a noticeable increase in the proportion of serious violence which involved a knife in 2020, whilst at the same time the firearm enabled serious violence decreased.

There was a slight decrease in the number of recorded offences involving domestic abuse, specifically physical violence. This decrease in 2020 goes against the trend of year on year increases seen in recent times. Like other types of crime the COVID-19 restrictions are likely to have had an impact on overall levels of recorded domestic related violence.



Sexual Crimes

There has been a decrease in Sexual Offences during 2020 of -21 (-20%) compared to 2019. However rape has increased by 4 (44%). It should be highlighted that number of the rape offences reported in 2020 related to historical crimes, which took place prior to the start of the year. Therefore although they appear in the crime statistics for 2020, there has not been an increase in actual rape offences taking place over the last 12 months.

Firearms

In 2020 there were 30 recorded crimes that involved the use of a firearm or ammunition. The illegal possession or use of the firearm itself was the primary offence on 16 occasions. In the remaining 14 crimes a firearm was involved; Attempted Murder (1), Robbery (7), Drugs offences (2), Public Order (1), Rape (1), Aggravated Criminal Trespass (1) and Possession of an Offensive weapon (1).

Over the course of 2020 the RCIPS recovered 7 firearms. These recoveries were as a result of proactive investigation or due to a reactive investigation to a recorded crime. In excess of 2000 rounds of ammunition were also recovered or seized.

Drugs

There has been an increase of 12 (7%) in the number of recorded Drugs crimes in 2020 compared to 2019, this is mainly due to the increases in the Consumption or Possession of Ganja. A more intrusive approach adopted by RCIPS officers as part of the response to Covid has led to the detection of some drug crime offending which might not in the past have been recorded.

Over the course of 2020 RCIPS recovered in excess of 2250 kgs of Ganja and 62 kgs of Cocaine. These drugs had an estimated value of CI\$ 5.5 million.

Acquisitive Crime

There has been an overall reduction -303 (-24%) in the number of Acquisitive Crimes recorded. The reductions are mainly due to the decreases in burglary.

Both robbery and theft also decreased significantly, with 29% and 24% year on year reductions respectively.

Public Order

Public Order crimes have decreased by -1.7% in 2020 compared to 2019, this is significantly less than the overall reductions in crime and other crime types. Given the reductions seen in other crime types public



order related crimes remain an issue with crimes linked to threats to kill, cause serious harm or to damage property having increased.

Serious and Organised Crime

There were a large number of proactive and reactive investigations carried out in 2020. The types of crime include importation of drugs or firearms, threats to the economic wellbeing of the islands through illegal gambling and illegal immigration, those concerned in burglary or robbery and the commission of firearms enabled violent crimes.

As part of these proactive investigations monies over CI\$ 120,000 and over US\$ 100,000 were seized during the course of investigations, there were over 170 warrants/searches relating to drugs, firearms and gambling with over 140 persons were arrested as part of proactive investigations.

Roads Policing

Speeding

In 2020 there were 3,999 tickets issued in relation to speeding. This total applies to both exceeding the maximum speed limit in zone (3,997) and maximum speed limit in vehicle class (2). In 2019 the total number of tickets issued for speeding was 3,094, so there has been a year on year increase of 904 tickets, or 29.3%.

Driving Under the Influence

In 2020 there were 228 summons issued for Driving a Motor Vehicle under the Influence (DUI) of alcohol, compared to 272 for 2019. This is 44 fewer in 2020, equating to a 16.2% reduction.

Approximately 27% of DUI summons issued in 2020 involved an offence where a suspect was shown to be at least double the legal limit when breathalysed by officers. There were 4 DUI's where the reading was greater than 300 mg of alcohol, three times the legal limit.

Motor Vehicle Accident

In 2020 there were 2,166 confirmed Motor Vehicle Accidents (MVA's), compared to 2,806 for 2019, which represents a decrease of 640 or 22.8%. The impact of COVID-19 restrictions, coupled with the decrease in population over the course of 2020 has contributed to the reduction in the number of MVA in all districts across the islands.

In 2020 there were 9 MVA's which resulted in 9 fatalities – these were located in BT (3), WB (2), GT (2), NS (1) and EE (1).

In 2020 40% of all DUI offences in 2020 involved an MVA, 22% of all DUI offences in 2020 involved a multiple vehicle MVA and 5% of all DUI offences in 2020 resulted in some form of injury.



2020 – THE YEAR IN REVIEW



33953
Incidents Reported



3604
Crimes Recorded



677
COVID-19
Crimes Recorded



1991
Arrests



Over 50
Proactive Serious &
Organised
Investigations



7
Recovered Firearms



\$5.5m
Worth of Seized/
Recovered Drugs



40
Cybercrime
Investigations



Over 200
Financial Crime
Investigations
(Domestic & International)



2291
Domestic Violence Referrals
1142
Child Protection Referrals
(Family Support Unit)



935
Acquisitive
Crimes



857
Violence
against the
Person Crimes

865
Public Order
Crimes



2166
Motor Vehicle Accident

281
MVA resulting in Injury



3999
Speeding Tickets



228
DUI Arrests



TABLE OF CONTENTS

Foreword.....2

Executive Summary.....4

2020 – The Year in Review7

Data Collection and Interpretation.....10

 Glossary of Terms..... 10

 Document Control..... 10

Demographics of the Cayman Islands..... 11

Calls for Service and Total Recorded Crime..... 12

 Incidents or Calls for Service 12

 Total Recorded Crime 13

COVID-19..... 15

 COVID-19 Incidents or Calls for Service 15

 COVID-19 Recorded Crime 15

Crime Statistical Analysis 17

 Violence against the Person..... 17

 Serious Violence 17

 Domestic Related Violence 18

 Alcohol or Drugs Related Violence..... 19

 Sexual Offences..... 19

 Firearms 20

 Firearms Crime 20

 Firearms Enabled Crime 21

 Firearms Recovered 21

 Drugs 21

 Drugs Seizures..... 22

 Acquisitive Crime (Property Crime) 23

 Public Order 24

 Other Crime 26

Vulnerable Persons 27

 Domestic Violence Referrals 27

 Child Safeguarding Referrals..... 28

Serious and Organised Crime..... 29

 Serious and Organised Crime..... 29

Our Vision	Making the Cayman Islands Safer
Our Mission	Working with our communities, working for our communities
Our Value	Respect, Courtesy, Integrity, Professionalism, Service



Financial Crime.....	29
Domestic Financial Crime.....	29
International Financial Crime.....	31
Digital Forensics and Cybercrime.....	32
Roads Policing	34
Speeding.....	35
Driving under the Influence of Alcohol	36
Total Recorded Crime Table.....	39



DATA COLLECTION AND INTERPRETATION

The vision of RCIPS in relation to data is to have the best possible crime recording system in the region, one that is consistently applied to allow for the delivery of accurate statistics that the public can trust, putting the needs of the victim at its core and consistency in application across all incidents.¹ This clear, transparent and victim-led approach is in line with the RCIPS Code of Ethics.

All crime and traffic data/statistics are taken from the RCIPS Records Management System and should be interpreted with the following considerations:

- A crime is defined as an illegal/reckless act or activity for which a person can be punished by law. While an incident is any single event which is reported/recorded by RCIPS. Not all incidents are crimes.
- Statistical data in this document pertaining to crime data is based on substantiated primary crimes only², if there is insufficient evidence to confirm a crime occurred it remains an incident.
- Total Recorded Crime has been grouped into appropriate categories based on the type of crimes, the key categories are: Violence against the Person, Sexual Offences, Drug Crime, Firearms Crime, Acquisitive Crime, Public Order and Other Crime.

For the purpose of this report the years mentioned 2019 and 2020 are full calendar years. The data for 2019 has been refreshed in January 2021. This is to give a more accurate picture of crime, as for example from 2019 some investigations would have been on-going, therefore there are some slight changes to the overall numbers for crimes in this report compared to 2019 RCIPS Annual Crime and Traffic Statistical Report.

Glossary of Terms

TRC – Total Recorded Crime

OCG – Organised Crime Group

M.A.S.H – Multi Agency Safeguarding Hub

MVA – Motor Vehicle Accident

¹ In line with UK Home Office Counting Rules principals.

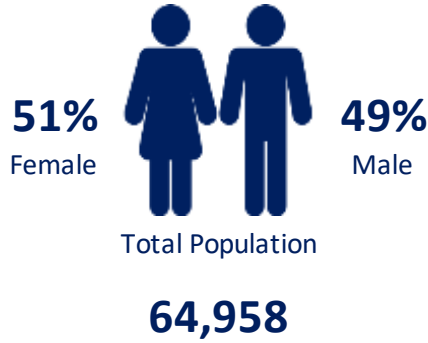
² Only primary crime/offences are included cumulative statistical data as per UK Home Office Counting Rules. The primary offence recorded is always the more serious under the law, any secondary offence are not included in cumulative statistics.



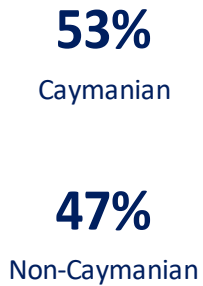
DEMOGRAPHICS OF THE CAYMAN ISLANDS



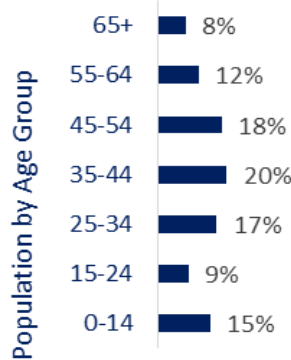
Grand Cayman,
Cayman Brac and Little Cayman
Total of 102 square miles



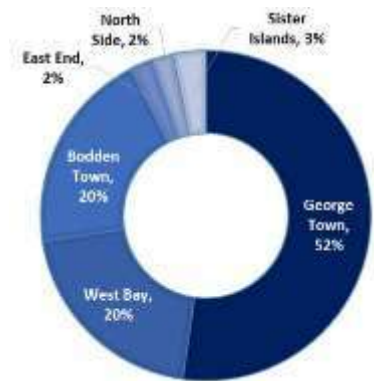
Population by Status



Population by Age Group



Population by District



All data 2019/20 (CIG ESO) and RCIPS Staff.

Our Vision	Making the Cayman Islands Safer
Our Mission	Working with our communities, working for our communities
Our Value	Respect, Courtesy, Integrity, Professionalism, Service



CALLS FOR SERVICE AND TOTAL RECORDED CRIME

Incidents or Calls for Service

Incidents or Calls for Service are recorded by RCIPS. An Incident could be any occurrence in a single event, this includes unconfirmed crimes, suspicious activity, medical emergencies, search and rescue, alarm calls and others. These incidents can be recorded from the public calling 911, non-emergency calls to police stations, in person reports by the public to officers or at police stations and officer initiated reporting during their tour of duty.

The table below shows all incidents/calls for service for 2020 v 2019 by District:

District	Grand Cayman					Sister Islands		Other ³	Cayman Islands
	BT	EE	GT	NS	WB	CB	LC		
2020	4790	909	17606	999	6303	1217	102	2027	33953
2019	4461	793	19313	1021	6113	1081	92	2610	35484
Yearly Variance	329	116	-1707	-22	190	136	10	-583	-1531

Incidents or Calls for Service are recorded by RCIPS with exclude COVID-19 related:

District	Grand Cayman					Sister Islands		Other ⁴	Cayman Islands
	BT	EE	GT	NS	WB	CB	LC		
2020 excluding COVID-19	4533	823	16776	938	5866	1140	101	1894	32071

There have been -1531 less Incidents or Calls for Service when COVID-19 related Incidents or Calls for Service are included. However this reduction increases to -3413 when COVID-19 related Incidents or Calls for Service are excluded. The impact of COVID-19 with associated restrictions and populations changes are discussed later in this report⁵.

³ Other is all incidents with no specific district location, this may be for various reasons for example because the incidents were at sea, it is an internet based incident, or the address cannot be confirmed based on the location provided.

⁴ Other is all incidents with no specific district location, this may be for various reasons for example because the incidents were at sea, it is an internet based incident, or the address cannot be confirmed based on the location provided.

⁵ COVID-19 section from page 12.



Total Recorded Crime

The table below shows Total Recorded Crime for 2020 v 2019 by District excluding COVID-19 related crimes. (Total Recorded Crime is any confirmed crime on the RCIPS Records Management System):

District	Grand Cayman					Sister Islands		Other ⁶	Cayman Islands
	BT	EE	GT	NS	WB	CB	LC		
2020 excluding COVID-19	554	117	1824	100	732	100	7	170	3604
2019	648	130	2049	140	781	137	12	240	4137
Yearly Variance	-94	-13	-225	-40	-49	-37	-5	-70	-533

Total Recorded Crime accounts for 11% of all Calls for Service or Incidents. There has been -533 fewer crimes recorded in 2020 compared to 2019 equating to a decrease of -12.8%. In context, there have been 55 crimes recorded per 1,000 population in 2020 when compared to 2019 there were also been 59 crimes recorded per 1,000 population⁷.

During 2020 RCIPS introduced a series of markers to better allow more in depth analysis of key themes related to crime. These markers are as follow - alcohol involved, drugs involved, youth involved, tourist related, cyber enabled, firearms enabled and blade enabled as well as domestic and gang related.

Total recorded crime excluding COVID-19 related found:

- 7% of TRC was confirmed as alcohol related, a further 3% could have involved alcohol⁸.
- 6% of TRC was confirmed as drugs related, a further 1% could have involved drugs⁹.
- 6% (223) of TRC was confirmed as cyber-enabled crime, most of these 49% (109) were use of an ICT service to defraud, abuse, annoy, threaten or harass. A total of 22% (50) crimes linked to Public Order offences such as harassment, alarm or distress. 22% (50) linked to acquisitive crime or money laundering.
- 6% (203) of TRC was confirmed as being youth involved¹⁰, this can be both as the offender or the victim. 35% (73) of all youth involved crime was violence against the person, followed by sexual offences, public order, drugs, acquisitive crime, criminal damage or other offences.

6 Other is all incidents with no specific district location, this may be for various reasons for example because the incidents were at sea, it is an internet based incident, or the address cannot be confirmed based on the location provided.

7 Based on 2019 & 2020 population figure from ESO - CIG.

8 Where a marker is unknown it has not been possible to confirm if something was or was not involved – this is mainly in relation to alcohol and drugs.

9 Where a marker is unknown it has not been possible to confirm if something was or was not involved – this is mainly in relation to alcohol and drugs.

10 Youth involved is classified as any victim, offender or suspect who is under 18 years old at the time of offence.



8% (16) of youth involved crime also involved a bladed weapon. This offences involving youth and bladed weapons were violence against the person (including 3 of serious violence)¹¹, public order or criminal damage, robbery and sexual offences.

Tourist related crime can involve a tourist as both the offender and or the victim. In the first 3 months on 2020 there were 16 crimes involving a tourist, these were mainly acquisitive crime linked to burglary and theft. There were 3 violent crimes which included 1 assault GBH involving a knife linked to night-time economy, the other 2 were domestic related. For comparison on average there are 5 crimes a month involving tourists at the start of 2020 while there were a total of 344 crimes a month on averaged recorded in the same time period. This indicates that only around 1% of crime in the Cayman Islands links to a tourist.

For comparison 9% (73) of all violence against the person crimes are youth involved.

In 2020 there were 30 recorded crimes that involved the use of a firearm or ammunition. The illegal possession or use or the firearm itself was the primary offence on 16 occasions. In the remaining 14 crimes a firearm was involved; attempted murder (1), robbery (7), drugs offences (2), public order (1), rape (1), aggravated criminal trespass (1) and possession of an offensive weapon (1).

7% (235) of trc involved a bladed weapon¹², however 9% (76) of violence against the person involved a blade, this includes 32 crimes of serious violence¹³ and 12% (108) of public order crime involved a blade.

Approximately 60% of all blade enabled crimes in 2020 occurred within a residential address. 12% occurred at Licensed Premises (bars, nightclubs, restaurants, retail outlets with a license or carparks adjoined to these premises). In the second half of 2020, the majority of blade enabled crimes involving serious violence took place at Licensed Premises, including 2 Murders and an Attempted Murder.

In 2020 there was noticeable shift in the profile of blade enable crimes, from machetes used to chop and slap victims, to knives used to stab. This partly accounts for the increase in the proportion of attacks blade attacks resulting in fatalities or life threatening injuries.

¹¹ Serious violence is GBH to Murder.

¹² Bladed weapon includes knives, machetes, screwdrivers and other sharp instruments.

¹³ Serious violence is GBH to Murder.



COVID-19

The COVID-19 pandemic has had a significant impact globally as well as in the Cayman Islands and it has at the time of writing been nearly a year since the Cayman Islands government introduced some form of restrictions. COVID-19 has therefore also had a direct impact on the volumes and types of criminality on the Cayman Islands. COVID-19 restrictions were introduced on the Cayman Islands on the 23rd of March 2020, and at time of publication remain in place, albeit subject to a general easing of restrictions mainly in relation to travel and quarantine.

COVID-19 Incidents or Calls for Service

District	Grand Cayman					Sister Islands		Other ¹⁴	Cayman Islands
	BT	EE	GT	NS	WB	CB	LC		
2020	257	86	830	61	437	77	1	133	1882

There were 1882 incidents linked to COVID-19, however many of these are linked to multiple activities in response to COVID-19 carried out by RCIPS Officers and Staff, that fall outside normal duties. COVID-19 related duties are still on-going within RCIPS linked to co-ordination and compliance.

COVID-19 Recorded Crime

District	Grand Cayman					Sister Islands		Other ¹⁵	Cayman Islands
	BT	EE	GT	NS	WB	CB	LC		
2020	76	21	296	12	206	60	0	6	677

Looking at the impact of COVID-19 in context there were on average 68 crimes a week in the Cayman Islands in 2020 excluding those related to COVID-19. In Q1, prior to any significant restrictions, on average 74 crimes per week were recorded which was noticeably higher than during Q2 when significant restrictions were put in place. Moving into Q3 when restrictions began to lift the average number of crimes per week increased again and remained relatively stable during Q4 when close to all internal restrictions were lifted.

¹⁴ Other is all incidents with no specific district location, this may be for various reasons for example because the incidents were at sea, it is an internet based incident, or the address cannot be confirmed based on the location provided.

¹⁵ Other – as above.



There have been around 660 persons/businesses warned for prosecution or given tickets, this includes those warned on multiple occasions. RCIPS continues to monitor for breaches of regulations/law where applicable and to review existing crimes of those already warned considering the appropriate action.



CRIME STATISTICAL ANALYSIS

Violence against the Person¹⁶

District	Grand Cayman					Sister Islands		Other ¹⁷	Cayman Islands
	BT	EE	GT	NS	WB	CB	LC		
2020	152	27	432	17	196	15	2	16	857
2019	179	38	487	32	188	25	1	23	973
Yearly Variance	-27	-11	-55	-15	8	-10	1	-7	-116

There has been a -12% decrease in the overall levels of violent crime in 2020. 94% of all Violence against the Person in 2020 were offences of less serious violence – Assault ABH and Common Assault. In context there were 13 crimes of Violence against the Person per 1,000 population in 2020 compared to 14 per 1,000 population in 2019¹⁸.

Serious Violence¹⁹

District	Grand Cayman					Sister Islands		Other ²⁰	Cayman Islands
	BT	EE	GT	NS	WB	CB	LC		
2020	7	2	28	3	9	0	0	0	49
2019	4	1	35	0	10	1	0	1	52
Yearly Variance	3	1	-7	3	-1	-1	0	-1	-3

Overall Violence against the Person has decreased by -12%, offences of Serious Violence has only decreased by -6%. It is also of note that there has been an increase in the number of murders with 3 in 2020 and 1 in 2019, with an additional 2 attempted murders in 2020. However it should also be highlighted that there were no recorded manslaughters in 2020, whilst there were 2 in 2019. Around 25% of serious violence is linked to licensed premises in 2020 including 2 of the murders, while the other was domestic related. There was noticeable increase in the proportion of serious violence which involved a knife in 2020, whilst at the same time the firearm enabled serious violence decreased.

¹⁶ The crime types within the category of Violence against the Person are as follows: Murder, Attempted Murder, Manslaughter, Assault GBH, Wounding, Assault ABH, Assault Police and Common Assault.

¹⁷ Other is all incidents with no specific district location, this may be for various reasons for example because the incidents were at sea, it is an internet based incident, or the address cannot be confirmed based on the location provided.

¹⁸ Based on 2019 & 2020 population figure.

¹⁹ Serious Violence as part of Violence against the Person is a sub-category of Murder, Attempted Murder, Manslaughter, Assault GBH and Wounding.

²⁰ Other is all incidents with no specific district location, this may be for various reasons for example because the incidents were at sea, they are an internet based incidents, or the address cannot be confirmed based on the location provided.



Domestic Related Violence

District	Grand Cayman					Sister Islands		Other ²¹	Cayman Islands
	BT	EE	GT	NS	WB	CB	LC		
2020	95	12	208	10	130	7	0	6	468
2019	112	26	266	17	112	14	1	12	560
Yearly Variance	-17	-14	-58	-7	18	-7	-1	-6	-92

There has been a slight decrease in the number of recorded offences involving domestic violence, specifically physical violence. This decrease in 2020 goes against the trend of year on year increases seen in recent times. Previously the increases were partially attributed to improved recording and understanding of the issues, coupled with an increased willingness to report on the part of the victim and the greater range of services available, such as the Family Support Unit and M.A.S.H. In 2020, 55% of violent offences involved an element of domestic violence, this is also a slight decrease proportionally compared to 57% in 2019.

Like other types of crime the COVID-19 restrictions are likely to have had an impact on overall levels of recorded domestic related violence of note there were slight increases in the Cayman Islands during the first 3 months of lockdown and restrictions.

At the start of the year in Q1 prior to any significant restrictions the average was 9 DV crimes per week. When significant restrictions were out in place in Q2, RCIPS recorded 10 DV crimes per week. In Q3 this returned to an average of 9 per week and Q4, when nearly all restrictions were lifted, it reduced further to 6 crimes per week.

Over the course of 2020 overall levels of crimes have reduced, particularly during Q2. These reductions were not reflected in the profile for DV. Therefore whilst overall volumes of DV crime decreased in 2020, it did not fall at the same rates seen in other areas of crime, particularly during Q2 when the most stringent COVID-19 restrictions were in place.

In 2020 less than 3% of the recorded offences of serious violence involved an element of domestic violence, albeit the Murder at the start of 2020 being DV related. This indicates the vast majority of offences involving domestic violence are related to Common Assault and Assault ABH. Even with COVID-19 restrictions in place during 2020, it would appear that reporting of DV crime and early intervention remained effective in stopping levels of violence escalating into the more serious categories.

An overview in relation to all domestic violence referrals is covered in the Vulnerable Persons section of this document²².

²¹ Other is all incidents with no specific district location, this may be for various reasons for example because the incidents were at sea, it is an internet based incident, or the address cannot be confirmed based on the location provided.

²² Page 26



Alcohol or Drugs Related Violence

During 2020 there were 90 Violence against the Person crimes recorded at licenced premises²³ this is compared to 112 in 2019, however for over 3 months many licence premises were closed. Crimes at licensed premises in 2020 accounts for 11% of all Violence against the Person crimes, this includes 2 murders and an attempted murder which took place in parking lots adjoined to late night licensed premises.

21% of all crimes of violence in 2020 involved or potentially involved alcohol, whilst specifically in relation to DV 11% of all violence involved or potentially involved alcohol. In contrast 2% of violence against the person crimes involved or believed to involve drugs and just under half of these were domestic related.

Sexual Offences²⁴

District	Grand Cayman					Sister Islands		Other ²⁵	Cayman Islands
	BT	EE	GT	NS	WB	CB	LC		
2020	17	3	30	8	10	5	0	10	83
2019	11	7	51	6	16	2	0	11	104
Yearly Variance	6	-4	-21	2	-6	3	0	-1	-21

There has been a decrease in Sexual Offences during 2020 of -21 (-20%) compared to 2019. However Rape has increased by 4 (44%), while most other crimes levels remained similar or reduced. It should be highlighted that number of the rape offences reported in 2020 related to historical crimes, which took place prior to the start of the year. Therefore although they appear in the crime statistics for 2020, there has not been an increase in actual rape offences taking place over the last 12 months.

Crime	2020	2019	Yearly Variance
Rape	13	9	4
Attempted Rape	2	3	-1
Defilement Of Girl Under Twelve/Sixteen	11	10	1
Indecent Assault On A Male	1	1	0
Indecent Assault On Boy	3	5	-2
Indecent Assault On Female	29	45	-15
Publicly Doing An Indecent Act	1	1	0
Indecent Exposure	11	15	-4

²³ Licence Premise includes, bar, nightclub, restaurants, liquor stores as well as the associated parking lots.

²⁴ Sexual offences includes Rape, Attempted Rape, Defilement of a Girl U12/U16, Indecent Assault, Grooming, Indecent Exposure and Possession of Indecent Photograph of a Child

²⁵ Other is all incidents with no specific district location, this may be for various reasons for example because the incidents were at sea, it is an internet based incident, or the address cannot be confirmed based on the location provided.



Grooming - Abuse Of Position Of Trust	3	2	1
Grooming - Causing A Child To Watch A Sexual Activity	0	1	-1
Grooming - Sexual Assault Of A Mentally Impaired Person	0	1	-1
Grooming – Inviting A Child To Participate In Sexual Activity	1	0	1
Grooming - Procuration Of A Child For Sexual Activity	1	0	1
Grooming - Sexual Communication With A Child	2	2	0
Possession Of Indecent Photograph Of A Child	5	9	-4
Total	-83	-104	-21

Throughout 2020 the average reported number of sexual offences in 2020 remained 2 crimes per week, there was little change despite COVID-19 restrictions. Previously increased reporting and awareness of sexual offences has allowed for better understanding of sexual crimes. The continued reporting despite small reductions allows for improved prevent and deter opportunities, as well as to catch and convict offenders and support victims.

Firearms

Firearms Crime²⁶

Firearms crime is specific to the primary offence such as possession of, or importation of a firearm. They are not necessarily crimes which have a firearm involved in the commission of that offence. This is covered in firearms enabled crime section.

Crime	2020	2019	Yearly Variance
Discharge in Public a Firearm	1	2	-1
Importation - Unlicensed Firearm	1	0	1
Importation - Unlicensed Firearm (Ammunition)	1	0	1
Possession of Firearm to Commit Offence	0	1	-1
Possession of Ammunition	4	2	2
Possession of Imitation Firearm	0	2	-2
Possession of Unlicensed Firearm	10	8	2
Unlawful Use of a Firearm	0	1	-1
Total	17	16	1

The recording of firearms crime is often driven by proactive policing and investigations targeting organised crime, therefore increases in firearms crime which result in the seizure of a firearm or of ammunition is a positive outcome for the Cayman Islands.

²⁶ The crime types within the category of Firearms are Discharge Firearm in Public, Import an Unlicensed Firearm, Possession of Ammunition, and Possession to Commit Offence, Possession of Imitation, Possession of Unlicensed or Unlawful Use.



Firearms Enabled Crime

In 2020 there were 30 recorded crimes that involved the use of a firearm or ammunition. The illegal possession or use of the firearm itself was the primary offence on 16 occasions. In the remaining 14 crimes a firearm was involved; Attempted Murder (1), Robbery (7), Drugs offences (2), Public Order (1), Rape (1), Aggravated Criminal Trespass (1) and Possession of an Offensive weapon (1).

During 2020 the RCIPS Firearms Unit responded to 1126 Incidents, carried out 132 planned operations, investigations or warrant arrests and were involved in a further 278 arrests.

Firearms Recovered

Over the course of 2020 the RCIPS recovered 7 firearms. These recoveries were as a result of proactive investigation or due to a reactive investigation to a recorded crime. The types of firearm recovered are:

- 5 Revolvers/Pistols (.25, 9mm & .357)
- 2 Shotguns

In addition, in 2020 a quantity in excess 2000 rounds of ammunition were also recovered or seized.

Drugs²⁷

Drug crimes tend to be as a result of proactive or targeted investigations or due to police interactions with persons for non-drug related reasons therefore are a positive outcome for the Cayman Islands.

District	Grand Cayman					Sister Islands		Other ²⁸	Cayman Islands
	BT	EE	GT	NS	WB	CB	LC		
2020	21	6	80	3	54	9	1	8	182
2019	10	1	82	9	48	11	2	7	170
Yearly Variance	11	5	-2	-6	6	-2	-1	1	12

There has been an increase of 12 (7%) in the number of recorded Drugs crimes in 2020 compared to 2019, this is mainly due to the increases in the Consumption or Possession of Ganja. The increases in these crime types are mainly in Q3 of 2020 when COVID-19 restrictions were eased, with 64% linked to non-residential

²⁷ The crime types within the category of Drugs are Consumption, Cultivations, Importation, Possession, Possession of Utensils, Supply and Failure to Provide (a specimen)

²⁸ Other is all incidents with no specific district location, this may be for various reasons for example because the incidents were at sea, it is an internet based incident, or the address cannot be confirmed based on the location provided.



locations. A more intrusive approach adopted by RCIPS officers as part of the response to COVID-19 has led to the detection of some drug crime offending which might not in the past have been recorded.

Crime	2020	2019	Yearly Variance
Consumption - Cocaine	5	13	-8
Consumption - Ganja	46	32	14
Consumption - Other	3	4	-1
Cultivation - Ganja	3	5	-2
Failure to Provide	3	1	2
Importation - Cocaine	1	0	1
Importation - Ganja	7	7	0
Importation - Other	0	1	-1
Possession - Cocaine	11	12	-1
Possession - Ganja	78	72	6
Possession - Other	3	5	-2
Possession Utensils - Cocaine	2	1	1
Possession Utensils - Ganja	1	0	1
Supply - Cocaine	4	7	-3
Supply - Ganja	1	8	-7
Supply - Other	14	2	12
Total	182	170	12

Drugs Seizures

Over the course of 2020 various drugs were seized by RCIPS in separate or joint investigations in the Cayman Islands:

- 2251kg/4963lbs of ganja compared to 2159kg/4759lbs of ganja in 2019. The value of the ganja is dependent on the quality and availability, the estimated street value of the ganja seized is in excess of CI\$ 5 million.
- 32 grams of cocaine were recovered in operations like to proactive police activity a further 62kg of cocaine was recovered from the beach/washed up. The value of the cocaine is dependent on the quality and availability, the estimated street value of the cocaine seized is in excess of CI\$ 500,000.

During 2020 RCIPS continued to work with various proactive investigations in collaboration with regional partners were carried out to prevent drugs reaching the Cayman Islands from elsewhere.



Acquisitive Crime (Property Crime)²⁹

District	Grand Cayman					Sister Islands		Other ³⁰	Cayman Islands
	BT	EE	GT	NS	WB	CB	LC		
2020	95	20	550	32	178	27	3	30	935
2019	187	32	664	55	217	32	3	48	1238
Yearly Variance	-92	-12	-114	-23	-39	-5	0	-18	-303

Crime Type	2020	2019	Yearly Variance
Burglary	157	264	-107
Criminal Trespass	118	108	10
Robbery	22	31	-9
Theft	463	557	-94
Theft - Deception	40	48	-8
Theft - Go Equipped	0	1	-1
Theft - Vehicle Related	135	229	-94
Total	935	1238	-303

There has been an overall reduction -303 (-24%) in the number of Acquisitive Crimes recorded. The reductions are mainly due to the decreases in Burglary. While COVID-19 restrictions are likely to have had an impact, the decreases in Acquisitive Crime are in-line with the year on year reductions, such as the -12% decrease in 2019 compared to 2018. It is likely similar with the reductions seen in Theft – Vehicle Related are linked to people using their cars for less journeys during COVID-19 restrictions and also the increases police presences on the roads and car parks of main shopping locations and during the restrictions allowed for intervention and prevention.

Crime	2020	2019	Yearly Variance
Aggravated Burglary	0	6	-6
Attempted Burglary	22	40	-18
Burglary	135	218	-83
Total	157	264	-107

In context there were 2 burglary crimes per 1,000 population in 2020 compared to 4 per 1,000 population in 2019³¹. The continuing annual reduction in burglary, are inferred to be partly as a the result of COVID-19 restrictions with more persons at home and in the neighbourhood during the day and more people

²⁹ The crime types within the category of Acquisitive Crime (Property Crime) are Burglary, Attempt Burglary, Robbery, Attempt Robbery, Criminal Trespass and Theft.

³⁰ Other is all incidents with no specific district location, this may be for various reasons for example because the incidents were at sea, it is an internet based incident, or the address cannot be confirmed based on the location provided.

³¹ Based on 2019 & 2020 population figure.



also working from home reducing the opportunity for offenders. It will also be as a result of the proactive and reactive police investigations and arrests in 2020, however there is also likely to be a legacy effect from previous years successes where known repeat offenders are currently in prison.

Public Order³²

District	Grand Cayman					Sister Islands		Other ³³	Cayman Islands
	BT	EE	GT	NS	WB	CB	LC		
2020	140	39	438	22	161	30	0	35	865
2019	142	26	429	22	160	38	4	59	880
Yearly Variance	-2	13	9	0	1	-8	-4	-24	-15

Public Order crimes have decreased by -1.7% in 2020 compared to 2019, this is significantly less than the overall reductions in crime and other crime types. Of the 865 Public Order crimes recorded 305 (35%) were Domestic related almost the same as 2019 and 73 (8%) occurred at licensed premises a slight reduction on 2019. Given that many licensed premises were closed as part of the COVID-19 restrictions in 2020 the reduction compared to 2019 is expected.

In context there were 13 Public Order crimes per 1,000 population in 2020 compared to 13 per 1,000 population in 2019³⁴. Given the reductions seen in other crime types public order related crimes remain an issue with crimes linked to threats to kill, cause serious harm or to damage property having increased.

The table shows a breakdown on Public Order crime types for 2020 compared to 2019 and there is an overall increase in most crime types. The largest contributing crime is Causing Fear or Provocation of Violence which has decreased and then Harassment Alarm Or Distress which has increased.

³² The crime types within the category of Public order include Affray, Threats or Causing Harassment Alarm or Distress. Disorderly Conduct and other Disorderly Behaviour, Insulting the Modesty of a Woman and Threats to Kill.

³³ Other is all incidents with no specific district location, this may be for various reasons for example because the incidents were at sea, it is an internet based incident, or the address cannot be confirmed based on the location provided.

³⁴ Based on 2019 & 2020 population figure.



Crime	2020	2019	Yearly Variance
Affray	10	8	2
Breach Of The Peace	0	2	-2
Causing Fear Or Provocation Of Violence	332	366	-34
Common Nuisance	3	5	-2
Disorderly Conduct	36	41	-5
Disorderly Conduct At Licensed Premises	11	10	1
Disorderly Conduct At Police Station	2	7	-5
Dog Dangerously Out Of Control	4	1	3
Drunk And Disorderly Persons	12	22	-10
Harassment Alarm Or Distress	156	143	13
Idle And Disorderly Person	5	2	3
Insulting The Modesty Of A Woman	68	76	-8
Intentional Harassment	13	13	0
Publication False Statement Likely To Cause Fear/Alarm	1	0	1
Persons Found Drunk In Streets	0	0	0
Obstructing Police	0	1	-1
Resisting Arrest	2	3	-1
Rogues And Vagabonds	1	1	0
Threat Of Injury To Person Employed In Public Service	0	3	-3
Threat To Cause Serious Harm	69	61	8
Threat To Kill	114	105	9
Threaten To Damage Or Damage Property	26	10	16
Total	865	880	-15



Other Crime

Other Crime is all crimes not otherwise included in the key crime categories, there are around 70 different crimes types in Other Crime. Including crimes of Criminal Damage or Arson, ICT Offences, Money Laundering as well as Weapons - Other than Firearms.

District	Grand Cayman					Sister Islands		Other ³⁵	Cayman Islands
	BT	EE	GT	NS	WB	CB	LC		
2020	127	21	283	18	131	13	1	71	665
2019	118	25	327	15	149	29	2	91	756
Yearly Variance	-68	-17	-209	-10	-93	-22	-1	-25	-445

In 2020 331 (50%) of Other Crime were Damage to Property or Arson related, this is a slight reduction on 2019 (51%) in percentage terms. There were increases in ICT Crimes of 18 in 2020 compared to 2019 and an increase of 1 crime for Possession of a Weapon (non-firearm) in 2020 compared to 2019.

³⁵ Other is all incidents with no specific district location, this may be for various reasons for example because the incidents were at sea, it is an internet based incident, or the address cannot be confirmed based on the location provided.



VULNERABLE PERSONS

The RCIPS Family Support Unit (FSU) incorporates the police section of the Multi-Agency Safeguarding Hub (M.A.S.H), the Child Safeguarding Investigation Unit (CSIU) and the Domestic Violence Unit (DVU).

The FSU aim is to provide all persons requiring their service with an efficient, professional and caring commitment to assess all referrals, investigate relevant crimes and seek fair justice for victims of child abuse and domestic violence. The definition of domestic violence is “the physical, sexual, emotional or financial abuse of one person by another who is in or has been in a personal relationship with them. The relationship may be between partners, ex-partners or other family members”³⁶.

Understanding and accurately representing statistics regarding what are often considered hidden crimes within the home or involving children can be challenging. The nature of these crimes mean that they can, depending on the circumstances be a wide range of crime types, not just a physically violent crime. As a result RCIPS has a process which has been undertaken to create a domestic violence (DV) referral submitted to the FSU, a similar process is carried out for child safeguarding (CS). Referrals into the M.A.S.H can not only be made by RCIPS but also other mandated reporters such as counsellors, teachers and others in youth serving organisations. Mandated reporters are required by law to make an official referral to M.A.S.H if a situation involving a child meets certain criteria (reasonable suspicion of abuse). For both domestic violence and child safeguarding members of the public are also able to submit a referral based on any concerns.

Increases in awareness, understanding and therefore recording of domestic or child related crimes is a positive for RCIPS to allow for early prevent and deter opportunities .

Domestic Violence Referrals³⁷

There has been a decrease in the number of Domestic Violence Referrals in 2020 compared to 2019. This decrease of -20% in 2020 is against the steady increases seen in recent years.

District	Grand Cayman					Sister Islands		Other ³⁸	Cayman Islands
	BT	EE	GT	NS	WB	CB	LC		
2020	532	90	953	70	529	66	1	50	2291
2019	614	96	1304	84	625	77	3	43	2846
Yearly Variance	-82	-6	-351	-14	-96	-11	-2	7	-555

³⁶ RCIPS Domestic Violence Policy.

³⁷ Family Support Unit Data, referrals are incidents and not all are recorded as crimes.

³⁸ Other is all incidents with no specific district location, this may be for various reasons for example because the incidents were at sea, it is an internet based incident, or the address cannot be confirmed based on the location provided.

Our Vision	Making the Cayman Islands Safer
Our Mission	Working with our communities, working for our communities
Our Value	Respect, Courtesy, Integrity, Professionalism, Service



The main incident types for domestic violence referrals are Civil Disputes with 1096 (47%) of all referrals, this is not a recorded crime type but will still be considered by FSU for early prevent and deter opportunities. The most common types of crime where domestic violence referrals occurred make up just over a quarter of all initial referrals, the main crimes types are Common Assault with 311 (14%) and Assault ABH with 172 (8%). However not all of these are recorded as crimes or as violence against the person crimes upon investigation. The majority of the other recorded referrals are all Public Order crimes including Causing Fear or Harassment, Threats to kill or damage property or Harassment/Alarm/Distress with 385 (17%).

The offender/suspect profile for DV related incidents and crimes remains mainly male with 74% and female 26%, and victims are more likely to be female with 71% and male 29%.

Child Safeguarding Referrals³⁹

As previously mentioned child safeguarding referrals can come from a variety of sources including RCIPS, and similar to domestic violence the referrals can span multiple crime or incident types, many may not actually be criminal, however they are still investigated for child safeguarding and welfare concerns.

District	Grand Cayman					Sister Islands		Overseas /Other ⁴⁰	Cayman Islands
	BT	EE	GT	NS	WB	CB	LC		
2020	321	59	370	70	243	32	0	47	1142
2019	266	49	375	72	221	21	0	42	1046
Yearly Variance	55	10	-5	-2	22	11	0	5	96

There has been an increase of 96 (9%) child safeguarding referrals in 2020 compared to 2019⁴¹, this is in line with the steady increase seen in recent years.

³⁹ Family Support Unit Data.

⁴⁰ Other is all incidents with no specific district location, this may be for various reasons for example because the incidents were at sea, it is an internet based incident, or the address cannot be confirmed based on the location provided. Overseas are reports which related to children abroad with links to the Cayman Islands.

⁴¹ Family Support Unit Data updates the total number of referrals in 2019.



SERIOUS AND ORGANISED CRIME

Serious and Organised Crime

RCIPS is committed to proactively pursuing Organised Criminal Groups or Networks with the aim to dismantle and disrupt those responsible for the importation of drugs and firearms and other organised criminality.

There were a large number of proactive and reactive investigations carried out in 2020 the types of crime include importation of drugs or firearms, threats to the economic wellbeing of the islands through illegal gambling and illegal immigration, those concerned in burglary or robbery and the commission of firearms enabled violent crimes.

Where relevant, RCIPS works with partner agencies to assist in these investigations both nationally and internationally. During 2020 large quantities of drugs and various firearms were seized as part of often long-term or complex investigations.

As part of these proactive investigations monies over CI\$ 120,000 and over US\$ 100,000 were seized during the course of investigations, there were over 170 warrants/searches relating to drugs, firearms and gambling with over 140 persons were arrested as part of proactive investigations.

Financial Crime⁴²

Domestic Financial Crime

Financial Crimes Investigation Unit in RCIPS aims to effectively and robustly investigate financial crime in order that the Cayman Islands is able to be considered internationally as a safe and ethical place in which to invest or undertake financial business. The Financial Crime Investigation Unit is responsible for proactive and reactive investigations.

In 2020 the Financial Crimes Investigation Unit dealt with 34 disclosures compared to 111 in 2019 from the Financial Reporting Authority. The Financial Crimes Investigations Unit also Investigated 4 reports of counterfeit currency being uttered compared to 13 in 2019. In addition the Financial Crimes Investigation Unit received and replied to 42 Assistance to Overseas Law Enforcement Agencies.

In 2020 the Financial Crimes Investigations Unit dealt with 152 incident reports as compared to 136 in 2019 an increase of 12%. Of the 152 incidents 135 were confirmed as crimes and include complex money laundering investigations.

⁴² Data from Financial Crime Unit.



Type	2020	2019
Incidents Reports (RMS)	152	136
Letters of Request (LORS)	447	199
Restraint Orders	9	7
Cash Seizures KYD 13,705.00 USD 89,839.00	6	18
Confiscation Hearing	4	0
Forfeiture	2	0
Mutual Legal Assistance Treaty (MLAT)	36	28
Production Order Matters	4	19
Counterfeit Currency KYD	0	0
Counterfeit Currency USD	4	13
Disclosures (FRA Suspicious Activity Reports)	34	111
Civil Recovery Hearing	1	0
Assistance to Local Law Enforcement Agencies (LEAs)	28	17
Assistance to Overseas Law Enforcement Agencies (LEAs)	42	19
Beneficial Ownership Requests	3	2
Pro-Active Task Force / Parallel Investigations	8	25
Arrest for Pro-Active Task Force / Parallel Investigations	6	12

As part of the remit of the Financial Crime Unit they look at relevant cybercrime and during 2020 they assisted in investigating 20 cyber related crimes:

Cybercrime/Cyber-enabled Crime Types	2020
Business Email Compromise (BEC) Only	6
Crypto Currency Fraud	1
Data Breach	1
Email Threat	1
Fraudulent Advertisement	1
Fraudulent Website	1
Network Compromise	1
Phishing	5
Romance Scam	1
Vishing	1
Advanced Fee Scam	1



International Financial Crime

In 2020 the RCIPS established the Cayman Islands Bureau of Financial Investigations (CIBFI), as a dedicated unit to investigate complex, cross-border money laundering, counter terrorist financing and proliferation financing cases.

During 2020 the Cayman Islands Bureau of Financial Investigations has established its own investigations as well as continuing the work of the Interim Pro-Active Taskforce from 2019. This includes cross-border money laundering investigations which are linked to both entities (companies etc) and persons:

- Money Laundering (Foreign Predicate) – 44
- Money Laundering (Domestic Predicate) – 6
- Terrorist Financing – 5

During 2020 as part of its mandate to restrain criminal assets, the CIBFI with the assistance of Office of the Director of Public Prosecutions (ODPP), several domestic Restraint Orders:

- 4 x Restraint Orders totalling USD 200,350,790.
- 1 x Property Freezing Order totalling USD 500,000.

Also during 2020 Restraint Orders were also obtained following requests from international partners under the provisions of the Criminal Justice (International Cooperation) Law:

- 4 x Restraint Orders totalling USD 15,365,242.

In considering the emerging threat of cryptocurrency and virtual assets during the course of 2020 the CIBFI also actioned four international requests resulting in the restraint of virtual assets on behalf of three separate jurisdictions.



Digital Forensics and Cybercrime⁴³

The RCIPS Cyber Crime Investigations Unit is now part of the Digital Forensic Hub and continues with the aim to effectively and robustly investigate crime through the use of digital forensics.

Interpol defines cybercrime in 2 ways:

- Cybercrime: This refers to crimes against computers and information systems, where the aim is to gain unauthorised access to a device or deny access to a legitimate user.
- Cyber-enabled crime: Traditional forms of crime have also evolved to use the Internet to facilitate crime. These are not necessarily new crimes, such as theft, fraud, illegal gambling, the sale of fake medicines but they have taken on a new online dimension.

In 2020 the Digital Forensic Hub was involved in multiple operations and investigation:

- Assisted in 40 cyber investigations.
- Supported 149 digital forensic investigations with over 350 digital forensic devices examined an increase of over 150 devices compared to 2019.

There have been 40 cybercrimes reported or investigated by the Digital Forensic Hub in 2020:

Cybercrime Types	2020
Business Email Compromise (BEC) Only	1
Computer Misuse	1
Cryptocurrency Investment Scam	1
Email Account Compromise	2
Employment Scam	1
Fake News Article (COVID-19)	3
Investment Scam	2
Murder	1
Obtaining Property by Deception	2
Phishing	6
Possession & Distribution of Indecent Images of Child	1
Sextortion - Email	2
Social Engineering	1
Social Media Impersonation / Fraud	5
Social Media Investigation	1
Theft	1
Use of ICT to Harass, Annoy or Defraud	8
WhatsApp Lottery Scam	1

⁴³ Data from Cyber Unit



If should be noted that not all cyber or cyber-enabled crime will be referred to the Digital Forensics Hub. In 2020 cyber-enabled crime accounted for 6% (223) of Total Recorded Crime, most of these 49% (109) were use of an ICT service to defraud, abuse, annoy, threaten or harass. A total of 22% (50) crimes linked to Public Order offences such as harassment, alarm or distress while 22% (50) linked to acquisitive crime or money laundering.

Cyber-enabled crime linked to sexual offences is often difficult to identify and like sexual offences generally is likely to be under reported, of all cyber-enabled crime 3% (7) linked to sexual offences or 8% of all sexual offences were cyber-enabled. All the recorded crimes relate to a child (under 16) and include both contact and non-contact offending⁴⁴.

⁴⁴ Contact offending relates to physical contact between offender and victim, non-contact can still involve abuse but not in the physical world.



ROADS POLICING

Tickets 2020 vs 2019 by District

District	Grand Cayman					Sister Islands		Cayman Islands
	BT	EE	GT	NS	WB	CB	LC	
2020	885	70	4209	258	1832	385	12	7651
2019	704	70	4882	219	1776	181	18	7850
Yearly Variance	181	0	-673	39	56	204	-6	-199

2020 Tickets by Type and District

	Grand Cayman					Sister Islands		Cayman Islands
	BT	EE	GT	NS	WB	CB	LC	
Speeding- Exceeds Maximum Speed Limit In Zone	426	44	2210	172	919	222	4	3997
Using A Disapproved Piece Of Equipment (Tint)	94	5	388	23	60	40	0	610
Using A Mobile Phone While Operating A Vehicle	81	2	457	1	127	8	0	666
Failing To Comply With Traffic Signs/Signal	20	0	65	4	315	1	0	405
Driving Without Insurance	51	4	188	17	110	2	1	373
Driving A MV Under The Influence Of Alcohol	30	1	128	4	48	16	1	228
Using A Vehicle With Expired Registration	16	3	56	4	19	6	2	106
Driving Without Wearing A Seat Belt	26	2	49	5	34	43	1	160
Using/Keeping On A Road A Veh Required To Be Licensed	39	2	79	8	46	10	0	184
Careless Driving	8	2	24	1	24	5	2	66
Parking Or Loading A Vehicle Where There Is A Yellow Line On	3	0	107	0	20	0	0	130
All Other Tickets	101	5	458	19	110	32	1	726



Speeding

In 2020 there were 3,999 tickets issued in relation to speeding. This total applies to both exceeding the maximum speed limit in zone (3,997) and maximum speed limit in vehicle class (2). In 2019 the total number of tickets issued for speeding was 3,094, so there has been a year on year increase of 904 tickets, or 29.3% in 2020 compared to the previous year. The number of speeding tickets by district is as follows:

George Town	-	2211
West Bay	-	919
Bodden Town	-	426
North Side	-	172
Cayman Brac	-	223
East End	-	44
Little Cayman	-	4

The primary hotspot roads for speeding on Grand Cayman remain the key arterial routes on the island. As might be expected there are significant groupings of offences at locations on these roads where vehicles can achieve the greatest speeds or proactive roads policing operations are taking place. The top 5 locations where speeding were recorded in 2020 were Esterley Tibbetts Highway (in George Town district), South Sound Road, Shamrock Road, Hurley Merren Blvd, Yacht Drive and West Bay Road (in West Bay district).

The hotspot locations for speeding offences on the Sister Islands remain Dennis Foster Road, Gerrard Smith Avenue and Cotton Tree Bay Road on Cayman Brac and Guy Bank Road on Little Cayman.

The below table shows the average speed recorded where tickets were issued in 2019 related to specific speed zones:

Speed Limit (mph)	Average Speed Recorded (mph)
15	31
25	42
30	47
40	61
50	63

In 2020 there were 67 tickets issued where the recorded speed was 70 mph or greater. This includes –

- An offence in May 2020 where a driver was recorded doing 75 mph in a 25 mph zone on Willie Farrington Drive, West Bay.
- An offence in June 2020 where a driver was recorded going 96 mph and an offence in July 2020 where a driver was recorded doing 92 mph. Both offences were in West Bay.



Driving under the Influence of Alcohol

In 2020 there were 228 summons issued for Driving a Motor Vehicle under the Influence (DUI) of alcohol, compared to 272 for 2019. This is 44 fewer in 2020, equating to a 16.2% reduction. The number of DUI's by district is as follows:

George Town	–	128
West Bay	–	48
Bodden Town	–	30
Cayman Brac	–	16
North Side	–	4
East End	–	1
Little Cayman	-	1

The primary hotspot areas for offences of DUI in 2020 remains central George Town and the West Bay Road, along the Seven Mile Beach corridor.

The peak days for DUI offences in 2019 was Saturday (66), Sunday (39) and Friday (39).

The peak times for DUI offences in 2019 was overnight (92) and evening (117).

The peak day and time combined for DUI offences in 2020 were Friday evening (33) and Saturday overnight (40)

(Overnight – 00:00-05:59, Evening – 18:00-23:59)

Alcohol Reading (100 mg in 100 ml)	% of DUI's
100-149	30%
150-199	43%
200-249	19%
250-299	6%
300-349	2%
Total	100%

Approximately 27% of DUI summons issued in 2020 involved an offence where a suspect was shown to be at least double the legal limit when breathalysed by officers. There were 4 DUI's where the reading was greater than 300 mg of alcohol, three times the legal limit. These were located in George Town (3) and Bodden Town (1).

In addition to DUI, 19 summons were issued in 2020 related to suspects failing or refusing to provide a sample of Breath, Blood or Urine when requested by officers:



Offence	No. of Summons
Refusing to Supply a Breath Specimen	9
Failing to Provide a Specimen of Breath	7
Failing to Provide a Specimen of Blood	1
Refusing to Supply a Blood Specimen	1
Failing to Provide a Specimen of Urine	1
Total	19

Motor Vehicle Accident (MVA)

In 2020 there were 2,166 confirmed MVA's, compared to 2,806 for 2019, which represents a decrease of 640 or 22.8%. The number of MVA's by district is as follows:

George Town	-	1666
West Bay	-	202
Bodden Town	-	223
Cayman Brac	-	23
East End	-	22
North Side	-	24
Little Cayman	-	4

The impact of COVID-19 restrictions, coupled with the decrease in population over the course of 2020 has contributed to the reduction in the number of MVA in all districts across the islands.

As might be expected the key hotspot areas for MVA's in 2020 continue to be central George Town and along the key arterial routes through the most densely populated areas of Grand Cayman. The locations where the highest number of accidents are taking place closely corresponds to the hot spots for speeding offences in 2020.

The peak day for a MVA in 2020 was Friday (17.8%), followed by Saturday (16.3%) and Monday (14.2%)

The peak timeframe for a MVA in 2020 was in the afternoon between 17:00-17:59. Combined peak day and time for a MVA is Saturday afternoon, followed by Tuesday afternoon. Throughout the week MVA peak during the afternoon rush hour.

In total there were 27 MVA's on the Sister Islands in 2019. These incidents are primarily located on the main arterial route on the north side of the islands encompassing Dennis Foster Rd, Stake Bay Rd and Creek Rd.



In 2020 there were 9 MVA's which resulted in 9 fatalities. The details of these are as follows:

Date	Time Reported	Location	District
01/01/2020	0716	1677 FRANK SOUND RD	NS
25/02/2020	0408	1283 SEA VIEW RD	EE
07/03/2020	0144	17 VIBERT BODDEN DR	GT
23/03/2020	0007	248 HURLEY MERREN BLVD	GT
27/03/2020	1013	46 DOUBLETREE LN	BT
08/08/2020	0433	1200 BODDEN TOWN RD	BT
04/10/2020	1833	46 ANDRESEN RD	WB
07/11/2020	1921	122 POWELL SMITH RD	WB
26/11/2020	0548	1 WOODLAND DR	BT

Whilst the vast majority of MVA's in 2020 have taken place during the day in the George Town district, it should be noted that in the case of a MVA where a fatality has occurred it was generally during the hours of darkness in the Eastern districts.

In 2020 -

- 40% of all DUI offences in 2020 involved an MVA
- 22% of all DUI offences in 2020 involved a multiple vehicle MVA
- 5% of all DUI offences in 2020 resulted in some form of injury

In 2020 there were 2 MVA's on Cayman Brac, where the driver of the vehicle was found to be driving under the influence of alcohol.



TOTAL RECORDED CRIME TABLE

Table below gives an overview to all key crime categories which are detailed in sections of this report.

Crime Category	2020	2020 % of TRC (ex.COVID -19)	2019	Yearly Variance	Yearly% Variance
Total Recorded Crime excluding COVID-19	3604	100%	4137	-533	-12.9%
Total Recorded Crime	4281	N/A	4137	144	3.5%
Crime Category	2020	2020 % of TRC (ex.COVID -19)	2019	Yearly Variance	Yearly% Variance
Murder	3	0.1%	1	2	200%
Attempt Murder	2	0.1%	4	-2	-50%
Manslaughter	0	0.0%	2	-2	-100%
Assault GBH (Inflicting)	24	0.7%	28	-4	-14%
Assault GBH (Causing)	8	0.2%	13	-5	-38%
Wounding	12	0.3%	4	8	200%
Assault ABH	373	10.3%	444	-71	-16%
Assaulting Police/Customs Officer	7	0.2%	7	0	0%
Common Assault	428	11.9%	470	-42	-9%
Violence against the Person (VatP) Total	857	23.8%	973	-116	-12%
Crime Category	2020	2020 % of TRC (ex.COVID -19)	2019	Yearly Variance	Yearly% Variance
Rape	13	0.4%	9	4	44%
Attempted Rape	2	0.1%	3	-1	-33%
Defilement of a Girl Under Twelve/Sixteen	11	0.3%	10	1	10%
Grooming - Child/impaired Person/Position of Trust	7	0.2%	6	1	17%
Indecent Assault On Boy/Male	4	0.1%	6	-2	-33%
Indecent Assault On Female	29	0.8%	45	-16	-36%
Indecent Exposure	11	0.3%	15	-4	-27%
Possession of an Indecent Image Of A Child	5	0.1%	9	-4	-44%
Publicly Doing An Indecent Act	1	0.0%	1	0	0%
Sexual Offences Total	83	2.3%	104	-21	-20%
Crime Category	2020	2020 % of TRC (ex.COVID -19)	2019	Yearly Variance	Yearly% Variance
Discharge - Public	1	0.0%	2	-1	-50%



Import - Unlicensed	1	0.0%	0	1	N/A
Import - Unlicensed Ammunition	1	0.0%	0	1	N/A
Possession - Ammunition	4	0.1%	2	2	100%
Possession - Commit Offence	0	0.0%	1	-1	-100%
Possession - Imitation	0	0.0%	2	-2	-100%
Possession - Unlicensed	10	0.3%	8	2	25%
Unlawful Use	0	0.0%	1	-1	-100%
Firearms Offences Total	17	0.5%	16	1	6%
Crime Category	2020	2020 % of TRC (ex.COVID -19)	2019	Yearly Variance	Yearly % Variance
Consumption - Cocaine	5	0.1%	13	-8	-62%
Consumption - Ganja	46	1.3%	32	14	44%
Consumption - Other	3	0.1%	4	-1	-25%
Cultivation Ganja	3	0.1%	5	-2	-40%
Importation - Cocaine	1	0.0%	0	1	N/A
Importation - Ganja	7	0.2%	7	0	0%
Importation - Other	0	0.0%	1	-1	-100%
Possession - Cocaine	11	0.3%	12	-1	-8%
Possession - Ganja	78	2.2%	72	6	8%
Possession - Other	3	0.1%	5	-2	-40%
Possession Utensils - Cocaine	2	0.1%	1	1	100%
Possession Utensils - Ganja	1	0.0%	0	1	N/A
Supply - Cocaine	4	0.1%	7	-3	-43%
Supply - Ganja	14	0.4%	8	6	75%
Supply - Other	1	0.0%	2	-1	-50%
Failure to Provide	3	0.1%	1	2	200%
Drug Crime Total	182	5.0%	170	12	7%
Crime Category	2020	2020 % of TRC (ex.COVID -19)	2019	Yearly Variance	Yearly % Variance
Burglary	135	3.7%	218	-83	-38%
Aggravated Burglary	0	0.0%	6	-6	-100%
Attempt Burglary	22	0.6%	40	-18	-45%
Criminal Trespass	118	3.3%	108	10	9%
Robbery	16	0.4%	29	-13	-45%
Attempt Robbery	6	0.2%	2	4	200%
Theft (All)	638	17.7%	835	-197	-24%
Acquisitive Crime (AC) Total	935	25.9%	1238	-303	-24%



Crime Category	2020	2020 % of TRC (ex.COVID -19)	2019	Yearly Variance	Yearly % Variance
Affray	10	0.3%	8	2	25%
Breach Of The Peace	0	0.0%	2	-2	-100%
Causing Fear Or Provocation Of Violence	332	9.2%	366	-34	-9%
Common Nuisance	3	0.1%	5	-2	-40%
Disorderly Conduct	36	1.0%	41	-5	-12%
Disorderly Conduct At Licensed Premises	11	0.3%	10	1	10%
Disorderly Conduct At Police Station	2	0.1%	7	-5	-71%
Dog Dangerously Out Of Control	4	0.1%	1	3	300%
Drunk And Disorderly Persons	12	0.3%	22	-10	-45%
Harassment Alarm Or Distress	156	4.3%	143	13	9%
Idle And Disorderly Person	5	0.1%	2	3	150%
Insulting The Modesty Of A Woman	68	1.9%	76	-8	-11%
Intentional Harassment	13	0.4%	13	0	0%
Publication False Statement Likely to Cause Fear/Alarm	1	0.0%	0	1	N/A
Obstructing Police	0	0.0%	1	-1	-100%
Resisting Arrest	2	0.1%	3	-1	-33%
Rogues And Vagabonds	1	0.0%	1	0	0%
Threat Of Injury To Person Employed In Public Service	0	0.0%	3	-3	-100%
Threat To Cause Serious Harm	69	1.9%	61	8	13%
Threat To Kill	114	3.2%	105	9	9%
Threaten To Damage Or Damage Property	26	0.7%	10	16	160%
Public Order Total	865	24.0%	880	-15	-2%
Crime Category	2020	2020 % of TRC (ex.COVID -19)	2019	Yearly Variance	Yearly % Variance
Arson	5	0.1%	8	-3	-38%
Damage to Property	326	9.0%	378	-52	-14%
Child Neglect & Cruelty	2	0.1%	12	-10	-83%
Fraud (Money Laundering & Forgery)	47	1.3%	52	-5	-10%
ICT Offence - Harass, Annoy, Threatened to Defraud	115	3.2%	97	18	19%
Marine	3	0.1%	3	0	0%
Weapon - Other (Possession Etc)	23	0.6%	22	1	5%
All Other	144	4.0%	184	-40	-22%
Other Offences Total	665	18.5%	756	-91	-12%

Our Vision	Making the Cayman Islands Safer
Our Mission	Working with our communities, working for our communities
Our Value	Respect, Courtesy, Integrity, Professionalism, Service