



FREEDOM OF INFORMATION

2020 Annual Statistics Report

Office of the Ombudsman

Anderson Square
64 Shedden Road, PO Box 2252
Grand Cayman KY1-1107
Cayman Islands

T +1 345 946 6283
F +1 345 946 6222
info@ombudsman.ky

ombudsman.ky

Contents

03	INTRODUCTION
03	METHODOLOGY
04	FOI STATISTICS
	Number of FOI requests per year (2009-2020)
	Spread of FOI requests across the Public Sector (2020)
	Request handling times (2009-2020)
	Outcomes of FOI requests (2020)

Introduction

The FOI Act promotes openness by creating a general right of access, balanced by exemptions for specific reasons, consistent with the system of constitutional democracy in the Cayman Islands.

This report provides statistics that place the 2020 figures in the context of the statistical trends and results since the FOI Act came into effect in 2009.

Methodology

This report was compiled using aggregated statistics from the Cayman Islands Government's central tracking system known as JADE. Where needed, those figures have been augmented with, and verified against, compliance reports on FOI activity received from each individual public authority.

JADE is owned and maintained by the Cabinet Office, and we are grateful to the Information Rights Unit of the Cabinet Office for providing many of the raw data for this report.

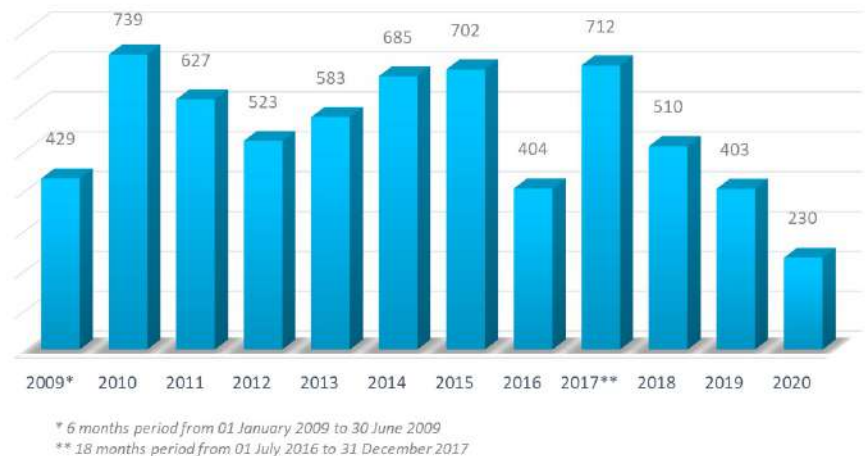
As in previous years, there are no reliable figures for internal reviews conducted during the year, as they are being under-reported in the tracking system. Therefore, we are unable to report on this item.

The number of appeals to the Ombudsman and their success and failure rate have already been reported in the 2020 Annual Report of the Office of the Ombudsman and have not been duplicated here.

FOI Statistics

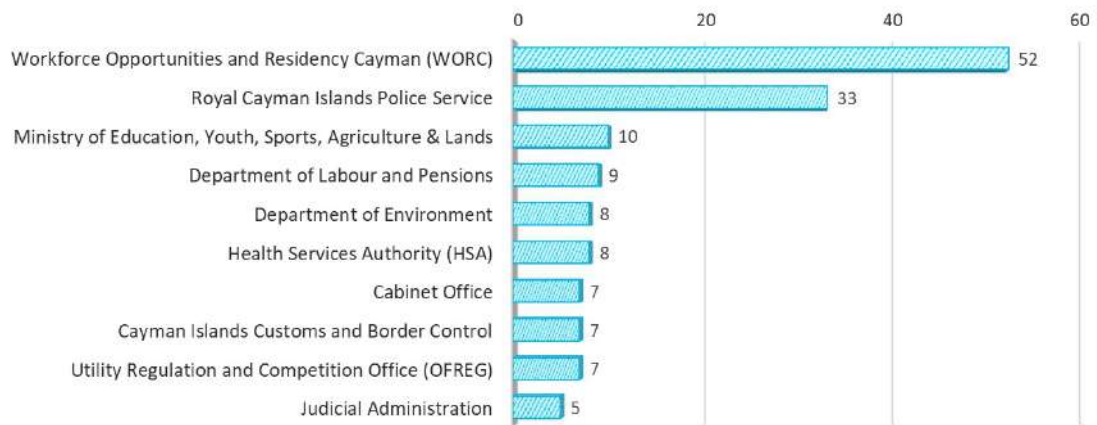
NUMBER OF FOI REQUESTS PER YEAR (2009-2020)

The number of requests received by Government in 2020 shows the impact of the Pandemic, with only 230 requests logged, far below the average of 400-700 per year since 2009. In ten years of operation over 6,500 requests were logged in the FOI tracking system.



SPREAD OF FOI REQUESTS ACROSS THE PUBLIC SECTOR (2020)

As in previous years, most FOI requests were received by those public authorities whose decisions impact individuals the greatest. Workforce Opportunities & Residency Cayman (WORC) received the most requests (52) followed by the Royal Cayman Islands Police Service (33) and the Ministry of Education, youth, Sports, Agriculture and Lands (10).

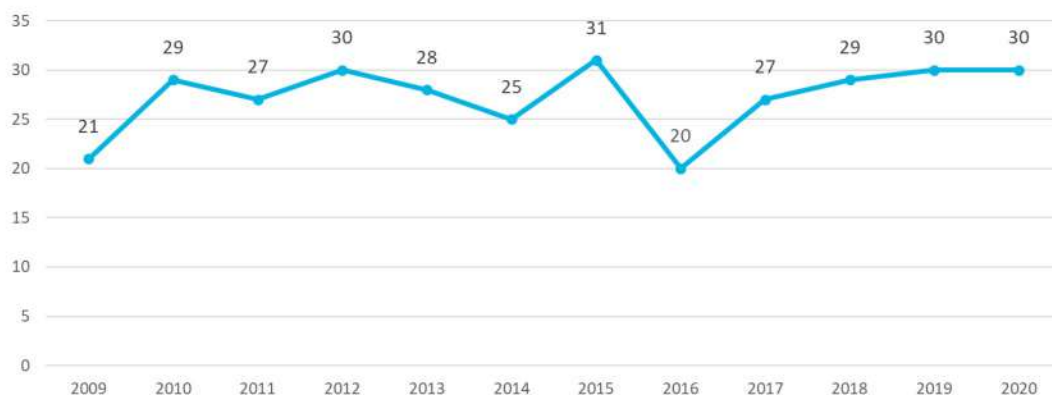


REQUEST HANDLING TIMES 2009-2020

In 2020 the average time cases stayed open remained stable at 30 days. About 46% of FOI requests took longer than 30 days, compared to only 37% in 2017.

The government's FOI tracking system (upgraded in early 2021) records when cases were closed. This includes many cases with legitimately extended timelines, or cases that were internally reviewed or appealed.

The FOI Act requires public authorities to give their initial decision to an FOI request "as soon as practicable" but not later than 30 calendar days after receiving it.



REQUEST HANDLING TIMES 2020

1.0%

Same day

14.6

%

1-10 days

38.5

%

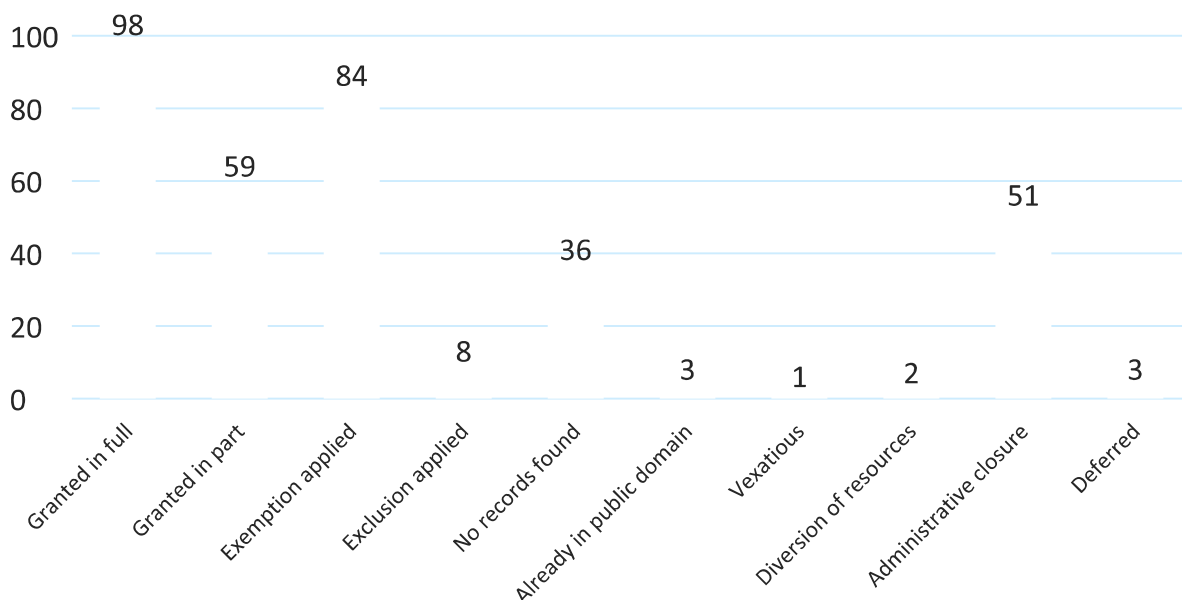
11-30 days

23.4

%

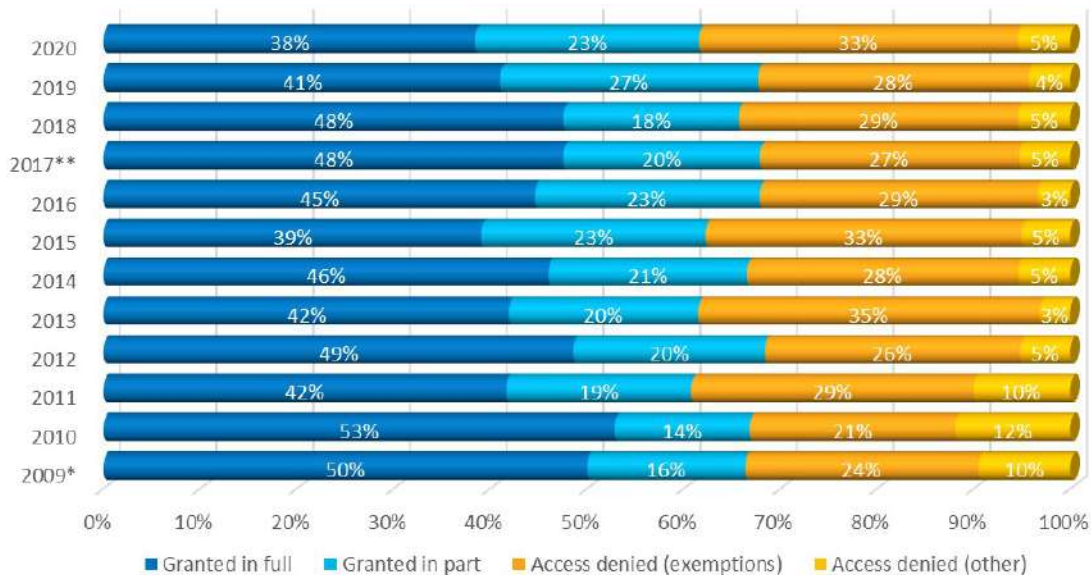
31-60 days

OUTCOMES OF FOI REQUESTS (2020)



The FOI tracking system logs one or more outcomes for each request.

When certain outcomes are discounted (no records found, records already in the public domain, duplicate request, or request withdrawn), the proportion of requests granted in full or in part was about 61%, which is below average.



* 6 months period from 01 January 2009 to 30 January 2009

** 18 months period from 01 July 2016 to 31 December 2017