



RCIPS



RCIPS ANNUAL CRIME AND TRAFFIC STATISTICAL REPORT

Full Report 2022



FOREWORD



As Commissioner of Police for the Royal Cayman Islands Police Service (RCIPS), I am pleased to present the annual crime and traffic statistical report for 2022. Its main purpose is to provide our communities and the government of the Cayman Islands with factual and meaningful information to assist in determining priorities for public safety. This report highlights the significant achievements in 2022 and identifies the existing and emerging challenges we need to address going forward.

The annual statistical report is a chance to reflect on our collective successes, not solely as a police service but as a community. It also assists to identify the areas of focus for the coming year and the deployment of resources with the aim of achieving our vision, mission and values. 2022 was a year of renewed optimism for the Cayman Islands as the country emerged from the restrictions of the Covid pandemic. For the front-line services, who played a significant role in keeping the community safe over the preceding two years, it meant we could turn our attention and resources to a 'new state of normal', with the borders re-opening and the return of tourism to the islands.

Total recorded crime accounted for just under 3,810 (11%) of the 35,309 Incidents or Calls for Service dealt with by RCIPS in 2022. Compared to 2021, there was an increase of 128 (3.5%) crimes in 2022. The increases in recorded crime experienced in 2022, specifically related to acquisitive crime were not completely unexpected given the return to the 'new state of normal' and resultant increase in activity in the tourism and commercial sectors. Placed into context, total recorded crime in 2022 in comparison to 2019 (prior to Covid) there has been a reduction of 327 (7.9%) crimes.

There was an increase in firearms crime, acquisitive crime and Other Crime in 2022 compared to 2021. There have been reductions in violence against the person, sexual offences, drugs and public order offences in 2022 compared to 2021. The primary areas of concern over the course of 2022 was a general increase in firearm enabled offences compared to 2021 and two significant spikes in robbery offences between March-April 22 and October-December 22.

The robbery series in March-April culminated in the murders of two men in separate incidents on the 25th and 28th of April. A quick and decisive law enforcement response resulted in the arrest and charge of a number of suspects believed involved in both the robberies and murders. After a period of relative quiet between May-September, a substantial number of robberies were committed between October-December involving upwards of 10 suspects operating in loosely associated groups. The 4 Ps (Prevent, Protect, Pursue and Prepare) approach adopted by the RCIPS allowed an agile response to this significant threat; pursuing and disrupting the organised crime groups responsible, providing visible reassurance to the community and working with our partners in the private sector to target harden. In the final 10 weeks of 2022, 10 suspects were arrested in relation to robbery offences and a firearm plus ammunition was recovered. There were no further robberies on Grand Cayman after the 14th of December. Over the course of 2022 RCIPS recovered 16 firearms and 370 rounds of ammunition.



Tragically, within the first six months of 2022 there were nine road fatalities - the same figure reached for the entirety of 2021. By the end of 2022, there was a total of 15 road fatalities. As a direct response to the ongoing issues of speeding and drink driving on our roads, the government lowered the maximum alcohol limit to 0.07%, which the OCP strongly supported. As a community we must do better when driving on our roads, there is no excuse for speeding or driving under the influence of drugs and alcohol. The establishing of a dedicated traffic and roads policing unit in the Eastern districts, as a direct result of community concerns, resulted in a substantial increase in the volume of road traffic prosecutions in the second half of 2022.

Looking ahead to 2023 the RCIPS will continue to relentlessly identify and target those offenders and crimes that pose the greatest threat to our communities. We will strive to protect those most vulnerable and provide reassurance and support to our partners, ensuring that the Cayman Islands remain a place to that is safe for our communities, businesses and tourism industry.



EXECUTIVE SUMMARY

Total Recorded Crime (TRC) accounts for just under 11% of all Incidents or Calls for Service. There have been 128 more crimes recorded in 2022 compared to 2021 equating to an increase of 3.5%, while comparing 2022 to 2019 there has been a reduction of -327 crimes equating to a reduction of -7.9%.

- There have been 760 violent crimes in 2022 compared to 809 in 2021 a reduction of 49 or -6%. When compared to 2019 there was a reduction of -22% or -213 crimes, part of on-going year on year reductions. In 2022 of 92% of all Violence against the Person were offences of less serious violence.
- There have been 58 crimes of Serious Violence in 2022 compared to 55 in 2021. Serious Violence has increased by 5% or 3 crimes compared to 2021 and by 11% or 6 crimes compared to 2019. While overall violence has decreases since 2019, serious violence has increased year on year. In 2022 there were 4 murders and 6 attempted murders. There were 8 firearm enabled serious violence crimes including 3 of the 4 murders and 5 of the 6 attempted murders. There were 36 blade enabled crime in 2022 compared to 30 in 2021. Around 22% of serious violence is linked to licensed premises in 2022 including a firearm enabled murder and blade enabled attempted murder.
- There has been a slight increase in the number of Domestic Violence Referrals of 1,740 in 2022 compared to 1,728 in 2021, however this is still lower than the 2,295 in 2020. There is an increase of 12 referrals which follows decreases in 2021 compared to 2019. The main incident type is Civil Disputes. This is not a recorded crime type but will still be considered by FSU for early intervention and prevention opportunities. There were 1,431 Child Safeguarding referrals in 2022 compared to 1,401 in 2021, this is an increase of 2%. This is a continuation of the recent year on year increases compared to 2019 for Child Safeguarding referrals.
- There have been 78 sexual crimes in 2022 compared to 89 in 2021. When compared to 2019 there was also a reduction of 27 crimes or -16%. While most crimes levels remained similar or reduced the exception are an increase of 6 crimes of rape and increases in Grooming related crimes. In 2022, 4 of the 78 sexual crimes were domestic violence related, while 42 of the 78 offences involved a youth. The youth involved marker includes a young person as both the victim and/or offender. Where an offence location could be confirmed 52% where related to a residential location while 10% linked to an educational facility.
- There have been 37 Firearms Crimes in 2022 compared to 30 in 2021. In 2019 there were 16 recorded firearms crimes. There have been increases in 2022 for the possession of an unlicensed firearm as well as ammunition. There were 16 firearms recovered in 2022. There have been 58 Firearms Enabled Crimes in 2022 compared to 27 in 2021 were a crimes has involved a firearm seen or used in the commission of the offence. The crimes where a firearm was involved include



Murder, Attempted Murder, Robbery and Drugs offences, Public Order or other weapon related offences.

- There have been 154 Drug Crimes in 2022 compared to 165 in 2021. When compared to 2019 there was a reduction of 16 crimes or -9%. There were reductions in most types of drug crime while there were increases in possession of ganja, supply of cocaine and supply of ganja crimes.
- There have been 1,227 Acquisitive Crimes in 2022 compared to 1023 in 2021. When compared to 2019 there was a reduction of -1% or -11 crimes. There has been an overall increase in acquisitive crime and nearly all crime types. There have been 172 burglaries in 2022 compared to 131 in 2021 and 264 in 2019, this includes attempts and aggravated burglary. In 2022 there were 50 robberies recorded as crimes including 5 attempts, compared to 19 robberies in 2021 including 3 attempts.
- There have been 824 Public Order Crimes in 2022 compared to 860 in 2021. Of the 824 Public Order Crimes recorded, 245 (30%) were domestic related with 63 (8%) occurring at licensed premises, similar to 2021.
- Other Crime is all crimes not otherwise included in the key crime categories. There are around 70 different crimes types in Other Crime. There were 730 Other Crimes in 2022 compared to 706 in 2021. There were decreases in Damage to Property the largest crime type in Other Crime, there were also decreases in ICT related crimes. There were increases in crimes related to ferocious dog, cruelty to a child and breach of court order.

TRAFFIC

In 2022 RCIPS issued 9,437 tickets for traffic offences. This is an increase of 340 tickets or 4% compared to 2021.

- In 2022 there were 3,063 tickets issued in relation to speeding, compared to 3,730 in 2021 a reduction of -667 or -18%. On average drivers were issued speeding tickets 17 miles per hour above the speed limit the same as 2021.
- In 2022 there were a total of 234 arrests in relation to DUI offences, a reduction of 51 or -37% compared to 2021. The reduction in the drink drive limit in 2022 from 0.100% to 0.070%.
- In 2022 officers attended 2915 MVA's, an increase of 282 or 11% on compared to 2021. On average there are 56 MVA's a week in the Cayman Islands. There were 14 fatal MVAs, resulting in the deaths of 15 individuals. There were 32 persons who suffered serious injury and 356 persons suffered slight injury as a result of an MVA.



2022 – THE YEAR IN REVIEW – AT A GLANCE



35,309
Incidents
Reported



3,810
Crimes
Recorded



2,176
Arrests



Over 80
Proactive
Serious & Organised
Investigations



16
Recovered Firearms



\$4.0m
Worth of Seized/
Recovered Drugs



212
Cyber Related
Investigations



**Over
\$250m**
Financial Crime
Investigations or
Assessments
(Domestic & International)



1740
Domestic Violence Referrals
1,431
Child Protection Referrals
(Family Support Unit)



1,227
Acquisitive
Crimes



760
Violence
against the
Person Crimes

824
Public Order
Crimes



2,915
Motor Vehicle Accident
(MVA's)

403
MVA's resulting in
Injury/Death



3,063
Speeding Tickets

234
DUI Arrests





TABLE OF CONTENTS

Foreword.....	2
Executive Summary.....	4
2022 – The Year in Review – At a Glance.....	6
Data Collection and Interpretation.....	8
Glossary of Terms.....	8
Demographics of the Cayman Islands.....	9
RCIPS Strategic Policing Plan 2022-23 – At a Glance	9
Calls for Service and Total Recorded Crime.....	11
Incidents or Calls for Service.....	11
Total Recorded Crime	11
Crime Statistical Analysis	13
Violence against the Person.....	13
Serious Violence.....	13
Domestic Related Violence	14
Alcohol or Drugs Related Violence.....	14
Sexual Offences.....	15
Firearms	15
Firearms Crime.....	15
Firearms Enabled Crime.....	16
Firearms Recovered	16
Drugs.....	16
Drugs Seizures.....	17
Acquisitive Crime (Property Crime)	17
Burglary.....	17
Robbery.....	18
Public Order	18
Other Crime	19
Vulnerable Persons	20
Domestic Violence Referrals	20
Child Safeguarding Referrals.....	20
Serious and Organised Criminality.....	21
Serious and Organised Crime.....	21
Financial Crime.....	21



Domestic Financial Crime – CID	21
International Financial Crime - CIBFI.....	22
Digital Forensics and Cybercrime.....	22
Roads Policing	23
Speeding.....	24
Driving under the Influence of Alcohol	24
Total Recorded Crime Table.....	26
Crimes by Category and District.....	29
COVID-19 Related Incidents and Breaches	31

DATA COLLECTION AND INTERPRETATION

The vision of RCIPS in relation to data is to have the best possible crime recording system in the region, one that is consistently applied to allow for the delivery of accurate statistics that the public can trust, putting the needs of the victim at its core and consistency in application across all incidents and crimes.¹

All crime and traffic data/statistics are taken from the RCIPS Records Management System and should be interpreted with the following considerations:

- A crime is defined as an illegal/reckless act or activity for which a person can be punished by law. While an incident is any single event which is reported/recorded by RCIPS. Not all incidents are crimes.
- Statistical data in this document pertaining to crime data is based on substantiated primary crimes only², if there is insufficient evidence to confirm a crime occurred it remains an incident.
- Total Recorded Crime has been grouped into appropriate categories based on the type of crimes, the key categories are: Violence against the Person, Sexual Offences, Drug Crime, Firearms Crime, Acquisitive Crime, Public Order and Other Crime.

For the purpose of this report the years mentioned 2021 and 2022 are full calendar years. The data for 2021 has been refreshed in January 2023. This is to give a more accurate picture of crime, as for example from 2021 some investigations would have been on-going, therefore there are slight changes to the overall numbers for crimes in this report compared to 2021 RCIPS Annual Crime and Traffic Statistical Report. Comparisons are also made to 2019 for context of Pre-COVID-19 levels of incidents/crimes.

Glossary of Terms

OTHER (location) is all incidents/crimes with no specific district location, this may be for various reasons for example because the incidents were at sea, it is an internet-based incident, or the address cannot be confirmed based on the location provided.

1 In line with UK Home Office Counting Rules principles.

2 Only primary crime/offences are included cumulative statistical data as per UK Home Office Counting Rules. The primary offence recorded is always the more serious under the law, any secondary offence is not included in cumulative statistics.

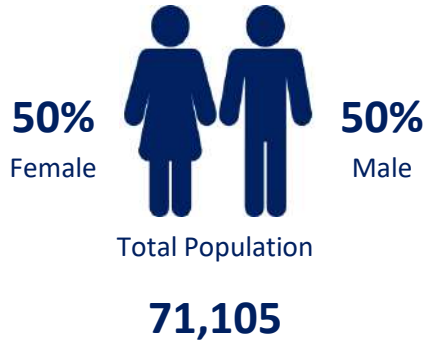
Our Vision	Making the Cayman Islands Safer
Our Mission	Working with our communities, working for our communities
Our Value	Respect, Courtesy, Integrity, Professionalism, Service



DEMOGRAPHICS OF THE CAYMAN ISLANDS



Grand Cayman,
Cayman Brac and Little Cayman
Total of 102 square miles



404
Uniform
Officers

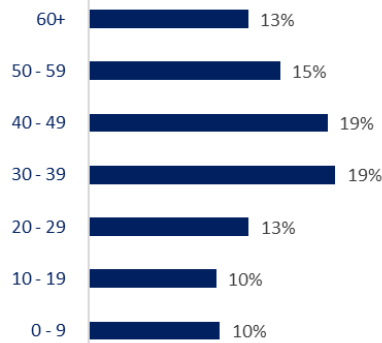
107
Civilian
Staff

Population by Status

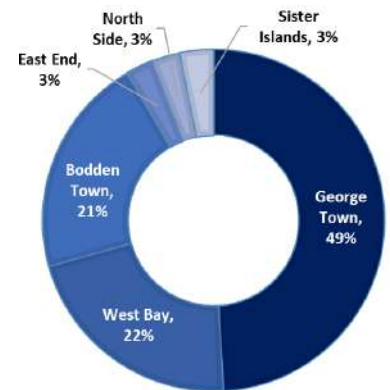
54%
Caymanian

46%
Non-Caymanian

Population by Age Group



Population by District



Households
28,639 Grand Cayman
1,060 Sister Islands



Banks and
Trusts
192



37,887
Vehicles Inspected
(Passed & Imported)

All data 2021 (CIG ESO) and RCIPS Staff February 2023.

Our Vision
Our Mission
Our Value

Making the Cayman Islands Safer
Working with our communities, working for our communities
Respect, Courtesy, Integrity, Professionalism, Service



RCIPS STRATEGIC POLICING PLAN 2022-23 – AT A GLANCE

What are we going to deliver?

Our Goals

Understanding the threats.
 Securing the Cayman Islands.
 Ensuring safer communities.
 Delivering a professional policing service.

Our Policing Priorities

Protecting the vulnerable.
 Addressing community concerns.
 Relentlessly tackling the perpetrators of crime.
 Targeting illegal commodities.
 Terrorism.
 Emergency & Disaster management.
 Support for operational policing.

How are we going to deliver?

Listening to our communities.
 Working with our communities.
 Preventing crime and intervening at the earliest opportunity.
 Develop our strategic partnerships to provide a whole system solution.
 Design services to meet the needs of victim and communities.
 Investment in our people, capabilities and infrastructure.
 Transform to meet current and future challenges.

How will we know we have delivered?

We will exploit intelligence to protect the Cayman Islands.
 We will respond to the needs of the communities of the Cayman Islands to provide a safe place to live.
 We will make the Cayman Islands a hostile environment for criminals.
 We will work in partnership to safeguard the vulnerable and reduce opportunities for crime.
 We will deny criminals the proceeds of crime.

Each section of this report will highlight how it links to the RCIPS Strategic Policing Plan, using the coloured chart below.



Our Vision	Making the Cayman Islands Safer
Our Mission	Working with our communities, working for our communities
Our Value	Respect, Courtesy, Integrity, Professionalism, Service



CALLS FOR SERVICE AND TOTAL RECORDED CRIME

Incidents or Calls for Service

Incidents or Calls for Service are recorded by RCIPS. An Incident can be any occurrence in a single event, this includes unconfirmed crimes, suspicious activity, medical emergencies, search and rescue, alarm calls and others. These incidents can be recorded from the public calling 911, non-emergency calls to police stations, in person reports by the public to officers or at police stations and officer-initiated reporting during their tour of duty.

The table below shows all incidents/calls for service for 2022 v 2021 by District:

District	Grand Cayman					Sister Islands		Other	Cayman Islands
	BT	EE	GT	NS	WB	CB	LC		
2022	5372	1135	19109	1092	5186	1065	39	2311	35309
2021	4362	716	19220	825	5892	990	47	2088	34140
Yearly Variance	1010	419	-111	267	-706	75	-8	223	1169

In 2022 the 5 most common³ types of incident or calls for RCIPS service response were, Civil Dispute, Public/Environmental, MVA, Alarm and Person in Distress/Danger they make up 36%. Early intervention and prevention are important to RCIPS to prevent crime however, these incidents or calls for service highlight some of the number of non-crime and non-police related matters RCIPS respond to. Of these 12,687 incidents or calls for service only 1 was classified as police related and recorded as crimes.

Total Recorded Crime

The table below shows Total Recorded Crime for 2022 v 2021 by District (Total Recorded Crime is any confirmed crime on the RCIPS Records Management System) excluding COVID-19 related:



District	Grand Cayman					Sister Islands		Other	Cayman Islands
	BT	EE	GT	NS	WB	CB	LC		
2022	683	127	1885	134	754	147	3	77	3810
2021	633	154	1924	106	658	111	7	89	3682
Yearly Variance	50	-27	-39	28	96	36	-4	-12	128

³ Excluding incidents created by officers such as traffic tickets, proactive stops or property lost/found reports from the top 5 but not the overall total.



3,810 Crimes
+3.5% Change

Total Recorded Crime (TRC) accounts for just under 11% of all Incidents or Calls for Service. There have been 128 more crimes recorded in 2022 compared to 2021 equating to an increase of 3.5%, while comparing 2022 to 2019 there has been a reduction of -327 crimes equating to a reduction of -7.9%. In context, there have been 54 crimes recorded per 1,000 population in 2022 when compared to 2021 there were 52 crimes recorded per 1,000 population⁴.

An overview of the key themes⁵ within crime in 2022 found:

- 7% (251) of TRC was confirmed or suspected as alcohol related⁶, this is a reduction on 2021. 5% (187) of TRC was confirmed or suspected as drugs related⁷ again a reduction on 2021.
- 6% (237) of TRC was confirmed as cyber-enabled crime, most of these 52% (124) were use of an ICT service to defraud, abuse, annoy, threaten or harass. 17% (40) linked to acquisitive crime, money laundering or stalking and 25% (60) crimes linked to Public Order offences such as harassment, alarm or distress.
- 6% (226) of TRC was confirmed as being youth involved⁸, this can be both as the offender or the victim. 30% (69) of all youth involved crime was violence against the person a reduction on 2021, followed by sexual offences with 19% (42) again a reduction on 2021. All Other Offences also made up 19% (45) and was mainly linked to Cruelty to a Child/Neglect and then ICT offences.
- In 2022 there were 95 recorded crimes that involved the use of a firearm or ammunition, compared to 57 in 2021. Excluding the 37 firearms specific crimes, 58 crimes which were recorded as enabled by firearms. This is compared to 30 firearms specific crimes and 27 firearm enabled crimes in 2021. The firearm enabled crimes are acquisitive crime, mainly robbery (38), then serious violence against the person (8) as well as public order, drugs and criminal damage. The number of firearms crimes and especially firearm enabled crime has increased on 2021.
- 6% (216) of TRC involved a bladed weapon⁹ a reduction on 2021, of these blade-enabled crimes 46% (100) were public order and 29% (63) were violence against the person this includes 36 crimes of serious violence¹⁰.
- Approximately 61% of all blade enabled and 23% of firearms enabled crime occurred within a residential address. Blade enabled crime locations remain proportionally similar to 2021, while there are reductions in firearms enabled crime, this is mainly due to the increases in robbery at commercial locations. 11% of blade enabled and 20% of firearms enabled crime occurred at Licensed Premises.

4 Based on 2021 population figure from ESO - CIG.

5 Using Markers: alcohol, drugs, youth, tourist, cyber enabled, firearms enabled and blade enabled as well as domestic violence and gang related.

6 Where a marker is unknown it has not been possible to confirm if something was or was not involved – mainly in relation to alcohol and drugs.

7 Where a marker is unknown it has not been possible to confirm if something was or was not involved – mainly in relation to alcohol and drugs.

8 Youth involved is classified as any victim, offender or suspect who is under 18 years old at the time of offence.

9 Bladed weapon includes knives, machetes, screwdrivers and other sharp instruments.

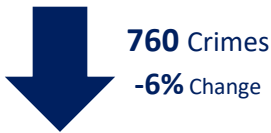
10 Serious violence is GBH (Grievous Bodily Harm) to Murder.



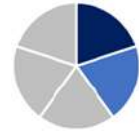
CRIME STATISTICAL ANALYSIS

This section provides an overview of the analysis for key crime categories. A full breakdown of crime by district and offence can be found in the appendix at the end of this document.

Violence against the Person¹¹

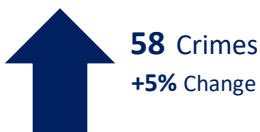


There have been 760 violent crimes in 2022 compared to 809 in 2021. When compared to 2019 there was a reduction of -22% or -213 crimes. In 2022 of 92% of all Violence against the Person were offences of less serious violence – Assault ABH and Common Assault. In context there were 11 crimes of Violence against the Person per 1,000 population in 2022 the same as in 2021¹².



The key geographic location is the George Town District for the number of crimes however, there was a reduction of 9 crimes, there were also decreases in Bodden Town, East End, Sister Islands and while there were increases in the North Side and West Bay. Analysis shows just over 1% involved a firearm, 8% a bladed weapon while alcohol/drugs were involved or suspected in 17% while 8% occurred at licensed premises. Compared to 2021 there have been decreases in crimes involving alcohol/drugs and blade involved weapons.

Serious Violence¹³



There have been 58 crimes of Serious Violence in 2022 compared to 55 in 2021. Serious Violence has increased by 5% or 3 crimes compared to 2021 and by 11% or 6 crimes compared to 2019. In 2022 there were 4 murders compared to the murder of 3 persons in 2 separate incidents in 2021. There were also 6 attempted murder in 2022.



In 2022 there were 8 firearm enabled serious violence crimes including 3 of the 4 murders and 5 of the 6 attempted murders. There were 36 blade enabled crime in 2022 compared to 30 in 2021. Around 22% of serious violence is linked to licensed premises in 2022 including a firearm enabled murder and blade enabled attempted murder.

¹¹ The crime types within the category of Violence against the Person are as follows: Murder, Attempted Murder, Manslaughter, Assault GBH (Grievous Bodily Harm), Wounding, Assault ABH (Actual Bodily Harm), Assault Police and Common Assault.

¹² Based on 2021 population figure.

¹³ Serious Violence as part of Violence against the Person is a sub-category of Murder, Attempted Murder, Manslaughter, Assault GBH (Grievous Bodily Harm) and Wounding.



Domestic Related Violence



376 Crimes
-9% Change

There have been 376 Domestic Violence (DV)¹⁴ crimes in 2022 compared to 411 in 2021. There has again been a decrease in the number of recorded offences involving domestic violence, specifically physical violence. In 2022, 49% of violent offences



this is also a decrease proportionally compared to 51% in 2021. In 2022 4% of the recorded offences of serious violence involved an element of domestic violence, this is compared to 2% in 2021. This indicates the vast of offences involving domestic violence are related to Common Assault and Assault ABH and that the proportion of serious violence which is Domestic Violence related has slightly increases while overall numbers have reduced. Overall in 2022 92% of incidents of violence against the person which were reported as DV were recorded as crimes while in 2021 it was 96%. There were 24 less incidents of DV reported in 2022 compared to 2021. However, the number of serious violence incidents increased to 16 in 2022 compared to 6 in 2021, while the overall numbers have reduced the levels of violence have slightly increase.

The proactive work of the Family Support Unit and Multi-Agency Safeguarding Hub (M.A.S.H) to focus on high risk victims and offenders and the continued referral process for early intervention are likely to have impacted the levels of domestic violence. An overview in relation to all domestic violence referrals is covered in the Vulnerable Persons section of this document¹⁵.

Alcohol or Drugs Related Violence

During 2022 there were 62 Violence against the Person crimes recorded at licenced premises¹⁶ this is compared to 77 in 2021. Crimes at licensed premises in 2022 accounts for around 8% of all Violence against the Person crimes, this includes 1 murder and 2 attempted murders which took place in and around late-night licensed premises. The reductions are likely part due to proactive patrols and static patrols on key day and times at night-time economy locations in Grand Cayman.



16% of all crimes of violence in 2022 involved or potentially involved alcohol, whilst specifically in relation to DV 7% of all violence involved or potentially involved alcohol. In contrast less than 1% of violence against the person crimes involved or potentially involved drugs and none of these were domestic related.

¹⁴ Physical domestic violence crimes.

¹⁵ Page 17

¹⁶ Licence Premise includes, bar, nightclub, restaurants, liquor stores as well as the associated parking lots.



Sexual Offences¹⁷



There have been 78 sexual crimes in 2022 compared to 89 in 2021. When compared to 2019 there was also a reduction of 27 crimes or (-16%). The number of Rape crimes with an increase of 6 crimes in 2022 compared to 2021, when compared to 2019 there is an increase of 10 crimes. There has been a decrease in Indecent Assault on a Female by -44% or -18 crimes compared to 2021 and compared to 2019 there is a reduction of 22 crimes, while most other crimes levels remained similar or reduced with exception of rape as mentioned above and Grooming.

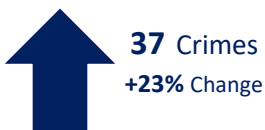


In 2022, 4 of the 78 sexual crimes were domestic violence related, while 42 of the 78 offences involved a youth. The youth involved marker includes a young person as both the victim and/or offender. Where an offence location could be confirmed 52% where related to a residential location while 10% linked to an educational facility.

Throughout 2022 the average reported number of sexual crimes in 2022 was 1.5 crimes per week, there was little change compared to 2021. Increased reporting and awareness of sexual offences allows for better understanding of sexual crimes. The continued reporting allows for improved prevent and deter opportunities, as well as to catch and convict offenders and to support victims.

Firearms

Firearms Crime¹⁸



Firearms crime is specific to the primary offence such as possession of, or importation of a firearm. They are not necessarily crimes which have a firearm involved in the commission of that offence. This is covered in the firearms



enabled crime section.

There have been 37 Firearms Crimes in 2022 compared to 30 in 2021. In 2019 there were 16 recorded firearms crimes. There have been increases in 2022 for the possession of an unlicensed firearm as well as ammunition. The recording of firearms crime is often driven by proactive policing and investigations targeting organised crime, therefore increases in firearms crime which result in the possession/seizure of a firearm or of ammunition is a positive outcome for the Cayman Islands.

¹⁷ Sexual offences includes Rape, Attempted Rape, Defilement of a Girl U12/U16, Indecent Assault, Grooming, Indecent Exposure and Possession of Indecent Photograph of a Child.

¹⁸ The crime types within the category of Firearms are Discharge Firearm in Public, Import an Unlicensed Firearm, Possession of Ammunition, and Possession to Commit Offence, Possession of Imitation, Possession of Unlicensed or Unlawful Use.



Firearms Enabled Crime



58 Crimes
+114% Change

There have been 58 Firearms Enabled Crimes in 2022 compared to 27 in 2021. These 58 were in which a firearm was seen or used in the commission of the offence. The crimes where a firearm was involved include Murder, Attempted Murder, Robbery and Drugs offences, Public Order or other weapon related offences. These crimes are in addition to the 37 which were specific firearms crimes¹⁹.



Where identifiable a number of the firearms offences in 2022 are grouped into key categories²⁰

- Robbery – 38, Gang Related – 14, Illegal Gambling Related – 5 and Domestic – 1.

There was a total for 95 firearms crime or firearms related crime in 2022. A firearm was discharged in 26 of the offences. Victims were shot and injured in 8, including 3 fatalities. Suspects have been identified in 55 crimes.

Firearms Recovered

Over the course of 2022 the RCIPS recovered 16 firearms. These recoveries were mainly as a result of proactive investigations or due to a reactive investigation to a recorded crime. There were 16 firearms recovered 15 handguns and 1 shotgun. These figures include a handgun seized at Owen Roberts airport from a tourist. There were approximately 370 rounds of ammunition were also recovered or seized by police in 2022. The firearms and ammunition recovered does not include those handed in by the public for various reasons.

Drugs²¹



154 Crimes
-7% Change

There have been 154 Drug Crimes in 2022 compared to 165 in 2021. When compared to 2019 there was a reduction of 16 crimes or -9%. There were reductions in most types of drug crime including consumption of ganja and possession of cocaine while



there were increases in possession of ganja, supply of cocaine and supply of ganja offences. Drug crimes tends to be as a result of proactive or targeted investigations particularly to supply or importation related crimes or due to police interactions with persons for non-drug related reasons.

¹⁹ The crime types within the category of Firearms are Discharge Firearm in Public, Import an Unlicensed Firearm, Possession of Ammunition, and Possession to Commit Offence, Possession of Imitation, Possession of Unlicensed or Unlawful Use.

²⁰ These categories are based on available overt crime intelligence taken from RMS reports and themes can overlap on the same crime.

²¹ The crime types within the category of Drugs are Consumption, Cultivations, Importation, Possession, Possession of Utensils, Supply and Failure to Provide (a specimen).



Drugs Seizures

Over the course of 2022 various drugs were seized by RCIPS in separate or joint investigations in the Cayman Islands:

- Approximately 2915lbs/1322kg of ganja, with a conservative estimated street value of just over CI\$ 2.9m. There were 16 seizures of 1lb or more up to just over 940lbs. There were 6 occasions of 150lbs being seized.
- Approximately 123lbs/56 kgs of cocaine recovered during operations or recovered from the beach as wash up across all 3 islands. A conservative street value of the cocaine is just over CI\$ 1.1m. There were 7 seizures of 10 grams or more up to 30kg/66lbs. There were 4 occasions of 1kg/2.2lbs to more being seized.

During 2022 RCIPS continued to work on various proactive investigations in collaboration with regional partners, which were carried out to prevent drugs reaching the Cayman Islands from elsewhere.

Acquisitive Crime (Property Crime)²²



1,227 Crimes
+20% Change

There have been 1,227 Acquisitive Crimes in 2022 compared to 1023 in 2021. When compared to 2019 there was a reduction of -1% or -11 crimes. There has been an overall increase in acquisitive crime and nearly all crime types.



In relation to Acquisitive Crime, specifically theft from motor vehicle and burglary, there have been a small number of key prolific offenders who carry out a significant proportion of these crimes, often targeting multiple vehicles or properties in an area in a short period of time. This impacts the community and the overall Acquisitive Crime numbers. These persons are considered prolific priority offenders who have common themes relating to substance abuse, mental health or financial difficulties including homelessness, which impacts their behaviour on release from prison. Community policing and offender management approaches were used to deter reoffending however, when these offenders were found to have committed crimes the intervention and prevention approach was quickly changed to apprehend and convict to protect the community.

Burglary



172 Crimes
+31% Change

There have been 172 burglaries in 2022 compared to 131 in 2021 and 264 in 2019, this includes attempts and aggravated burglary. There were decreases in aggravated burglary offences with 3 in 2022 compared to 6 in 2021 and 6 in 2019. Of the 172 burglaries, 103 or 60% occurred at residential locations²³. In context there were 2 burglary crimes per 1,000 population in 2022 and the

²² The crime types within the category of Acquisitive Crime (Property Crime) are Burglary, Attempt Burglary, Robbery, Attempt Robbery, Criminal Trespass and Theft.

²³ Residential locations includes occupied, vacation, unoccupied and properties under renovation.



same in 2021²⁴. The continuing annual reduction in burglary in previous years, can be inferred to be partly as a result of COVID-19 restrictions which did lessen over 2020 and 2021, but also as a result of the proactive and reactive police investigations and arrests in 2022, including of recidivist offenders as level remain below those of 2019.

Robbery



50 Crimes
+163% Change

In 2022 there were 50 robberies recorded as crimes including 5 attempts, compared to 19 robberies in 2021 including 3 attempts. There were an additional 4 robbery incidents that were not recorded as crimes (due to a lack of evidence – suspected links to illegal gambling).

In 2022, 38 of the robbery offences were firearm enabled and all 4 of the robbery incidents also involved a reported firearm. There were 2 separate sets of series of robberies in 2022 in between March and April 2022 and between August and December 2022. Targeting commercial/retail premises and suspected illegal gambling locations. This includes the murder in April 2022 which is believed to have taken place in the commission of a robbery targeting an illegal gambling premises.

In the majority of crimes, no firearms were discharged and no persons were seriously injured. A toy gun was used in the offence however overall it is likely that firearms used in the commission of robberies in 2022 were genuine.

There were reactive and proactive policing measures were put in place and the arrest of key suspects, which has resulted in the recovery of a firearm and ammunition. There were 15 persons arrested in 2022 for robbery offences, 10 of these persons were arrested in the last 10 weeks of 2022.

The proliferation of firearms used in robberies during 2022 and associated risk to members of the public and law enforcement is the key concern and an on-going priority for RCIPS.

Public Order²⁵



824 Crimes
-4% Change

There have been 824 Public Order Crimes in 2022 compared to 860 in 2021. When compared to 2019 there was a reduction of -6% or -56 crimes. Of the 824 Public Order Crimes recorded, 245 (30%) were domestic related. This is similar when compared to



2021 which was 258 (30%), with 63 (8%) occurring at licensed premises, similar to 2021.

In context there were 13 Public Order Crimes per 1,000 population in 2022 compared to 12 per 1,000 population in 2021²⁶. A breakdown of Public Order crime types for 2022 compared to 2021 shows an overall decrease in Causing Fear or Provocation of Violence while Harassment Alarm or Distress has increased.

²⁴ Based on 2021 population figure.

²⁵ The crime types within the category of Public order include Affray, Threats or Causing Harassment Alarm or Distress. Disorderly Conduct and other Disorderly Behaviour, Insulting the Modesty of a Woman and Threats to Kill.

²⁶ Based on 2021 population figure.



Other Crime



730 Crimes
3% Change

Other Crime is all crimes not otherwise included in the key crime categories. There are around 70 different crimes types in Other Crime, including crimes of Criminal Damage, Arson, Information and Communications Technology (ICT) Offences, Money Laundering as well as Weapons - Other than Firearms.



There were 730 Other Crimes in 2022 compared to 706 in 2021. In 2022 340 or (46%) of other crime recorded were Damage to Property or Arson related, this is a slight decrease on 2021 with 348 crimes. There were decreases in ICT Crimes of -29 in 2022 compared to 2021 and an increase of 1 crime for Possession of a Weapon (non-firearm) in 2022 compared to 2021. There were increases in crimes related to ferocious dog, cruelty to a child and breach of court order.



VULNERABLE PERSONS

The RCIPS Family Support Unit (FSU) incorporates the police section of the Multi-Agency Safeguarding Hub (M.A.S.H), the Child Safeguarding Investigation Unit (CSIU) and the Domestic Violence Unit (DVU)²⁷.



Domestic Violence Referrals²⁸



1,740 Referrals
0% Change

A Domestic Violence Referral can come from a variety of sources including RCIPS. There has been a slight increase in the number of Domestic Violence Referrals of 1,740 in 2022 compared to 1,728 in 2021, however this is still lower than the 2,295 in 2020. There is an increase of 12 referrals which follows decreases in 2021 compared to 2019. The main incident type is Civil Disputes with 769 (44%) a slight decrease proportionally on 2021, this is not a recorded crime type but will still be considered by FSU for early intervention and prevention opportunities.

Of the 1,740 Referrals/Incidents 849 or 49% became crimes, the most common types of crime where domestic violence referrals are common assault with 222 (13%) a slight decrease proportionally compared to 2021 and Assault ABH with 176 (10%) a slight increase proportionally as 2021. However not all of these referrals are recorded as crimes or as violence against the person crimes upon investigation. The majority of the other recorded referrals are all Public Order crimes and Damage to Property or ICT related crimes.

Child Safeguarding Referrals²⁹



1431 Referrals
2% Change

A Child Safeguarding referral can come from a variety of sources including RCIPS, and similar to domestic violence the referrals can span multiple crime or incident types, many may not actually be criminal, however they are still investigated for child safeguarding and welfare concerns.

There have been 1,431 Child Safeguarding referrals in 2022 compared to 1,401 in 2021. This slight increase is a continuation of the recent year on year increases compared to 2019 but not at the level of increases seen in previous years. The age of child ranges from new born to 18 years. The peak age range is 11 years to 16 years old making up around 52% of referrals, while 22% are 5 years old and under. 53% of the children are female and 47% male, the same at 2021. It should be noted that there is not always a suspect or person of interest related to Child Safeguarding referrals. Where there was a suspect or person of interest the ages showed 35% were also children 18 years old or younger, the rest being adults from 19 years old to 73 years old. Where a gender was identified 45% were female and 55% male. Around 23% of Child Safeguarding referrals were related to Domestic Violence, a reduction in 2021. When the risk was assessed the final assessment showed 2% were high risk, 57% medium risk, 20% low risk and 21% none.

²⁷ RCIPS Domestic Violence Policy - definition of domestic violence is “the physical, sexual, emotional or financial abuse of one person by another who is in or has been in a personal relationship with them. The relationship may be between partners, ex-partners or other family members

²⁸ Family Support Unit Data, referrals are incidents and not all are recorded as crimes.

²⁹ Family Support Unit Data.



SERIOUS AND ORGANISED CRIMINALITY

Serious and Organised Crime

RCIPS is committed to proactively pursuing Organised Criminal Groups or Networks with the aim to dismantle and disrupt those responsible for the importation of drugs and firearms and other organised criminality.



There were a large number of proactive and reactive investigations carried out in 2022 the types of crime include importation of drugs or firearms, threats to the economic wellbeing of the islands through illegal gambling and illegal immigration, those concerned in burglary or robbery and the commission of firearms enabled violent crimes. Where relevant, RCIPS works with partner agencies to assist in these investigations both nationally and internationally. During 2022 large quantities of drugs and various firearms were seized as part of often long-term or complex investigations.

As part of these proactive investigation’s monies over CI\$ 34,000 and over US\$ 3,000 were seized during the course of investigations, there were over 110 warrants/searches relating to drugs, firearms and gambling with over 60 persons arrested as part of proactive investigations. There were 87 persons arrested in relation to offences of robbery, burglary, handling stolen goods, importation or supply of drugs, possession of firearm and illegal gambling.

Financial Crime³⁰

Domestic Financial Crime – CID

The Criminal Investigations Division (CID) - Financial Crimes Investigation Unit (FCIU) aims to effectively and robustly investigate financial crime in order that the Cayman Islands is able to be considered internationally as a safe and ethical place in which to invest or undertake financial business. The FCIU is responsible for proactive and reactive domestic investigations.



In 2022 the Financial Crimes Investigation Unit dealt with 139 incidents and 103 active crimes plus 101 closed crimes. The most common crimes were Obtaining Property by Deception and Obtaining Money transfer by Deception which increased compared to 2021.

The value funds reported and the amounts recovered include:

- Value of Fund Recovered – CI\$ 11,000+ and US\$ 20,000+

By the end of 2022 the Financial Crimes Investigation Unit had 103 active or parallel investigations with 43 cases with the Office of the Director of Public Prosecutions and 16 cases before the court in 2022, these crimes will not all have occurred in 2022.

³⁰ Data from Financial Crime Unit.

Our Vision	Making the Cayman Islands Safer
Our Mission	Working with our communities, working for our communities
Our Value	Respect, Courtesy, Integrity, Professionalism, Service



International Financial Crime - CIBFI

The RCIPS in 2020 established the Cayman Islands Bureau of Financial Investigations (CIBFI), as a dedicated unit to investigate complex, cross-border money laundering, counter terrorist financing and proliferation financing cases.



During 2022 the Cayman Islands Bureau of Financial Investigations commenced 5 new investigations, 4 criminal and 1 civil. CIBFI carried out 152 assessments of disclosures made to CIBFI by the Financial Reporting Authority (FRA). This is an increase in number of 53 disclosures (34%) compared to 2021. Of those disclosures received, 20 were referred to the FCIU for assessment, a total of 96 of the disclosures received did not meet the criteria for investigation. Additionally, CIBFI assessed 21 crimes via the RCIPS Tip Line or other sources and 74 letters of request for information across a range of different domestic institutions and entities.

There were also 19 informal Law Enforcement Agencies (LEA) to LEA enquiries for assistance or advice. In addition, there were 37 beneficial ownership requests from the UK National Crime Agency under the Exchange of Notes (EON) regime. These requests were mainly in relation to Russian financial sanctions. There were 29 informal outgoing LEA to LEA enquiries from CIBFI. In 2022 there were 21 formal Mutual Legal Assistance Treaty (MLAT) requests received via the Central Authority and 17 other requests with 5 outgoing formal Mutual Legal Assistance Treaty (MLAT) requests from CIBFI.

By the end of 2022 the Cayman Islands Bureau of Financial Investigations had 24 active investigations of which 50% were Money Laundering (Foreign Predicate), 25% were Money Laundering (Domestic Predicate), 17% were Civil Recovery and 8% Failure to Disclose investigations.

Digital Forensics and Cybercrime³¹

The Digital Forensic Hub became the Cyber Crime and Digital Forensic Unit in 2022 and continues with its mission to effectively and robustly investigate crime through the use of cyber investigations and digital forensics.



In 2022 the Digital Forensic Hub was involved in multiple operations and investigations:

- Carried out 212 digital forensic investigations in 2022 compared to 203 in 2021.
- Examined 527 devices compared to 347 in 2021.
- Lead or assisted in 86 cyber dependent investigations compared to 64 in 2021 an increase of 22

It should be noted that not all Cyber or Cyber-enabled/dependent crimes will be referred to the Cyber Crime and Digital Forensic Unit, however of the work carried out, the key themes were Misuse use of ICT systems (54%), Computer Misuse Law (21%), Fraud (15%) and Other offences (10%).

In relation to digital forensics the key themes of the associated crimes sexual offences (19%), drugs (19%), acquisitive crime (17%), violence against the person (13%), firearms (13%), serious violence against the person (12%), other (6%) and damage to property (1%).

³¹ Data from Cyber Unit

Our Vision	Making the Cayman Islands Safer
Our Mission	Working with our communities, working for our communities
Our Value	Respect, Courtesy, Integrity, Professionalism, Service



ROADS POLICING

Tickets 2022 vs 2021 by District



District	Grand Cayman					Sister Islands		Cayman Islands
	BT	EE	GT	NS	WB	CB	LC	
2022	1608	391	5436	456	1370	176	0	9437
2021	696	65	5618	219	2272	224	3	9097
Yearly Variance	912	326	-182	237	-902	-48	-3	340

In 2022 RCIPS issued 9,437 tickets for traffic offences. This is an increase of 340 tickets or 4% compared to 2021.

2022 Tickets by Type and District

	Grand Cayman					Sister Islands		Cayman Islands
	BT	EE	GT	NS	WB	CB	LC	
Speeding- Exceeds Maximum Speed Limit In Zone	412	273	1484	272	487	98	0	3026
Using/Keeping On A Road A Veh Required To Be Licensed	711	56	1088	114	172	11	0	2152
Using A Disapproved Piece Of Equipment (Tint)	24	14	641	4	92	22	0	797
Using A Vehicle With Expired Registration	60	6	492	15	56	3	0	632
Using A Mobile Phone While Operating A Vehicle	36	1	363	3	123	2	0	528
Failing To Comply With Traffic Signs/Signal	32	0	186	1	180	2	0	401
Driving/In charge of A MV Under The Influence Of Alcohol	41	3	132	5	46	7	0	234
Parking Or Loading A Vehicle Where There Is A Yellow Line On	34	0	148	1	4	0	0	187
Driving Without Insurance	26	4	69	4	27	1	0	131
All Other Tickets	232	34	833	37	183	30	0	1349



Speeding



3,063 Tickets
-18% Change

In 2022 there were 3,063 tickets issued in relation to speeding³², compared to 3,730 in 2021 a reduction of -667 or -18%.

On average drivers were issued speeding tickets 17 miles per hour above the speed limit the same as 2021. In total there were 7 tickets issued where the recorded speed was greater than 80 mph, a reduction of 3 compared to 2021. These 7 offences took place on Sea View Rd, EE (2), Prospect Point Rd, GT (2), and 2 each at Esterley Tibbetts Hwy, GT, North Sound Rd, GT and Shamrock Rd, GT. The additional resources deployed to the Eastern Districts to address specific concerns in these areas are likely to have contributed to the reduction in tickets for speeding.

The primary hotspot roads for speeding on Grand Cayman remain the key arterial routes on the island. As might be expected there are significant groupings of offences at locations on these roads where vehicles can achieve the greatest speeds or proactive roads policing enforcement operations are taking place. The hotspot locations for speeding offences on the Sister Islands remain Dennis Foster Road, Gerrard Smith Avenue, Cotton Tree Bay Road and Hideaway Link on Cayman Brac. There were no speeding tickets issued on Little Cayman in 2022.

Driving under the Influence of Alcohol



234 Arrests
-37% Change

In 2022 there were a total of 234 arrests in relation to DUI offences, a reduction of 51 or -37% compared to 2021. The reduction in the drink drive limit in 2022, with supporting CIG and RCIPS campaigns on the dangers associated with drink driving could have had a positive impact on reducing prevalence within the community. The additional resources deployed to the Eastern Districts to address specific concerns in these areas are likely to have contributed to the decline in DUI.

Approximately 60% of all DUI offences in 2022 involved a driver that was a least double the drink drive limit (using the new drink drive limit of .70). In 22% of DUI offences that driver was 3 times the drink drive limit. Approximately 44% of all DUI offences in 2022 also involved an MVA and of these just under half were multi-vehicle MVA.

The primary hotspot areas for offences of DUI in 2022 are Shamrock Road and Bodden Town Road, Bodden Town; Esterley Tibbetts Highway, Godfrey Nixon Way, West Bay Road and Crewe Road, George Town and West Bay Road, West Bay.

Motor Vehicle Accident (MVA)



2,915 MVA's
+11% Change

In 2022 officers attended 2915 MVA's, an increase of 282 or 11% on compared to 2021. On average there are 56 MVA's a week in the Cayman Islands.

³² Tickets for exceeding the maximum speed limit in zone and maximum speed limit in vehicle class.



There were 14 fatal MVAs, resulting in the deaths of 15 individuals on the roads of the Cayman Islands in 2022, an increase of 6 fatalities on the figures for 2021. These fatalities were located in George Town (7), West Bay (2), Bodden Town (2), Cayman Brac (2) and Bodden Town (2). Excess speed, careless driving, excess alcohol and mechanical failure were identified as contributory factors to the fatal MVAs in 2022.

In 2022 32 persons suffered serious injury and 356 persons suffered slight injury as a result of an MVA.



TOTAL RECORDED CRIME TABLE

Table below gives an overview to all key crime categories which are detailed in sections of this report, it includes a comparison of both 2022 compared to 2021 and 2022 compared to 2019:

Crime Category	2022	2022 % of TRC	2021	Yearly Variance (2021)	Yearly % Variance (2021)	2019	Yearly Variance (22 v 19)	Yearly % Variance (22 v 19)
Total Recorded Crime	3810	100%	3682	128	3.5%	4137	-327	-7.9%
Crime Category	2022	2022 % of TRC	2021	Yearly Variance	Yearly % Variance	2019	Yearly Variance (22 v 19)	Yearly % Variance (22 v 19)
Murder	4	0.5%	2	2	100%	1	3	300.0%
Attempt Murder	6	0.8%	6	0	0%	4	2	50.0%
Manslaughter	0	0.0%	0	0	N/A	2	-2	-100.0%
Assault GBH (Inflicting)	23	3.0%	30	-7	-23%	28	-5	-17.9%
Assault GBH (Causing)	12	1.6%	10	2	20%	13	-1	-7.7%
Wounding	13	1.7%	7	6	86%	4	9	225.0%
Assault ABH	279	36.7%	332	-53	-16%	444	-165	-37.2%
Assaulting Police/Customs Officer	3	0.4%	5	-2	-40%	7	-4	-57.1%
Common Assault	420	55.3%	417	3	1%	470	-50	-10.6%
Violence against the Person (VatP) Total	760	20%	809	-49	-6%	973	-213	-22%
Crime Category	2022	2022 % of TRC	2021	Yearly Variance	Yearly % Variance	2019	Yearly Variance (22 v 19)	Yearly % Variance (22 v 19)
Rape	19	24.4%	13	6	46%	9	10	111.1%
Attempted Rape	3	3.8%	3	0	0%	3	0	0.0%
Defilement of a Girl Under Twelve/Sixteen	9	11.5%	11	-2	-18%	10	-1	-10.0%
Grooming	9	11.5%	6	3	50%	6	3	50.0%
Gross Indecency	1	1.3%	1	0	0%	1	0	0.0%
Incest by Males	0	0.0%	1	-1	-100%	0	0	N/A
Indecent Assault On Boy/Male	0	0.0%	0	0	N/A	6	-6	-100.0%
Indecent Assault On Female (inc Attempt)	23	29.5%	41	-18	-44%	45	-22	-48.9%
Indecent Exposure	13	16.7%	10	3	30%	15	-2	-13.3%
Possession/Take/Make of an Indecent Image Of A Child	1	1.3%	3	-2	-67%	9	-8	-88.9%
Publicly Doing An Indecent Act	0	0.0%	0	0	N/A	1	-1	-100.0%
Sexual Offences Total	78	2.0%	89	-11	-12%	105	-27	-26%
Crime Category	2022	2022 % of TRC	2021	Yearly Variance	Yearly % Variance	2019	Yearly Variance (22 v 19)	Yearly % Variance (22 v 19)
Bullet Proof Vest	1	2.7%	0	1	N/A	0	1	N/A
Discharge - Public	0	0.0%	3	-3	-100%	2	-2	-100.0%
Import - Unlicensed	0	0.0%	0	0	N/A	0	0	N/A
Import - Unlicensed Ammunition	0	0.0%	0	0	N/A	0	0	N/A
Possession - Ammunition	9	24.3%	5	4	80%	2	7	350.0%
Possession - Commit Offence	1	2.7%	1	0	0%	1	0	0.0%
Possession - Imitation	3	8.1%	2	1	50%	2	1	50.0%
Possession - Unlicensed	20	54.1%	14	6	43%	8	12	150.0%
Unlawful Use	3	8.1%	5	-2	-40%	1	2	200.0%
Firearms Offences Total	37	1.0%	30	7	23%	16	21	131%



Crime Category	2022	2022 % of TRC	2021	Yearly Variance	Yearly % Variance	2019	Yearly Variance (22 v 19)	Yearly % Variance (22 v 19)
Consumption - Cocaine	3	1.9%	6	-3	-50%	13	-10	-76.9%
Consumption - Ganja	18	11.7%	33	-15	-45%	32	-14	-43.8%
Consumption - Other	2	1.3%	6	-4	-67%	4	-2	-50.0%
Cultivation Ganja	0	0.0%	0	0	N/A	5	-5	-100.0%
Importation - Cocaine	0	0.0%	2	-2	-100%	0	0	N/A
Importation - Ganja	3	1.9%	7	-4	-57%	7	-4	-57.1%
Importation - Other	0	0.0%	1	-1	-100%	1	-1	-100.0%
Import/Export Drugs	1	0.6%	0	1	N/A	0	1	N/A
Possession - Cocaine	5	3.2%	8	-3	-38%	12	-7	-58.3%
Possession - Ganja	83	53.9%	76	7	9%	72	11	15.3%
Possession - Other	8	5.2%	0	8	N/A	5	3	60.0%
Possession Utensils - Cocaine	7	4.5%	3	4	133%	1	6	600.0%
Possession Utensils - Ganja	2	1.3%	1	1	100%	0	2	N/A
Supply - Cocaine	4	2.6%	3	1	33%	7	-3	-42.9%
Supply - Ganja	18	11.7%	19	-1	-5%	8	10	125.0%
Supply - Other	0	0.0%	0	0	N/A	2	-2	-100.0%
Failure to Provide	0	0.0%	0	0	N/A	1	-1	-100.0%
Drug Crime Total	154	4.0%	165	-11	-7%	170	-16	-9%
Crime Category	2022	2022 % of TRC	2021	Yearly Variance	Yearly % Variance	2019	Yearly Variance (22 v 19)	Yearly % Variance (22 v 19)
Burglary	151	12.3%	114	37	32%	218	-67	-30.7%
Aggravated Burglary	3	0.2%	6	-3	-50%	6	-3	-50.0%
Attempt Burglary	18	1.5%	11	7	64%	40	-22	-55.0%
Criminal Trespass	151	12.3%	121	30	25%	108	43	39.8%
Robbery	45	3.7%	16	29	181%	29	16	55.2%
Attempt Robbery	5	0.4%	3	2	67%	2	3	150.0%
Theft (All)	854	69.6%	752	102	14%	835	19	2.3%
Acquisitive Crime (AC) Total	1227	32.2%	1023	204	20%	1238	-11	-1%



Crime Category	2022	2022 % of TRC	2021	Yearly Variance	Yearly % Variance	2019	Yearly Variance (22 v 19)	Yearly % Variance (22 v 19)
Affray	4	0.5%	8	-4	-50%	8	-4	-50.0%
Breach Of The Peace	1	0.1%	0	1	N/A	2	-1	-50.0%
Causing Fear Or Provocation Of Violence	339	41.1%	344	-5	-1%	366	-27	-7.4%
Common Nuisance	1	0.1%	0	1	N/A	5	-4	-80.0%
Disorderly Conduct	25	3.0%	47	-22	-47%	41	-16	-39.0%
Disorderly Conduct At Licensed Premises	15	1.8%	18	-3	-17%	10	5	50.0%
Disorderly Conduct At Police Station	7	0.8%	4	3	75%	7	0	0.0%
Dog Dangerously Out Of Control	8	1.0%	1	7	700%	1	7	700.0%
Drunk And Disorderly Persons	11	1.3%	10	1	10%	22	-11	-50.0%
Harassment Alarm Or Distress	145	17.6%	135	10	7%	143	2	1.4%
Idle And Disorderly Person	0	0.0%	2	-2	-100%	2	-2	-100.0%
Insulting The Modesty Of A Woman	49	5.9%	72	-23	-32%	76	-27	-35.5%
Intentional Harassment	17	2.1%	10	7	70%	13	4	30.8%
Publication False Statement Likely to Cause Fear/Alarm	0	0.0%	0	0	N/A	0	0	N/A
Persons Found Drunk In Street	0	0.0%	1	-1	-100%	0	0	N/A
Obstructing Police	2	0.2%	1	1	100%	1	1	100.0%
Resisting Arrest	3	0.4%	2	1	50%	3	0	0.0%
Rogues And Vagabonds	0	0.0%	0	0	N/A	1	-1	-100.0%
Supply Drug/Procure Abortion	1	0.1%	1	0	0%	0	1	N/A
Threat Of Injury To Person Employed In Public Service	1	0.1%	4	-3	-75%	3	-2	-66.7%
Threat To Cause Serious Harm	80	9.7%	69	11	16%	61	19	31.1%
Threat To Kill	90	10.9%	113	-23	-20%	105	-15	-14.3%
Threaten To Damage Or Damage Property	25	3.0%	18	7	39%	10	15	150.0%
Public Order Total	824	21.6%	860	-36	-4%	880	-56	-6%
Crime Category	2022	2022 % of TRC	2021	Yearly Variance	Yearly % Variance	2019	Yearly Variance (22 v 19)	Yearly % Variance (22 v 19)
Arson	6	0.8%	4	2	50%	8	-2	-25.0%
Damage to Property	334	45.8%	344	-10	-3%	378	-44	-11.6%
Child Neglect & Cruelty	35	4.8%	18	17	94%	12	23	191.7%
Fraud (Money Laundering & Forgery)	24	3.3%	33	-9	-27%	52	-28	-53.8%
ICT Offence - Harass, Annoy, Threatened to Defraud	129	17.7%	158	-29	-18%	97	32	33.0%
Marine	5	0.7%	10	-5	-50%	3	2	66.7%
Weapon - Other (Possession Etc)	23	3.2%	22	1	5%	22	1	4.5%
All Other	174	23.8%	117	57	49%	184	-10	-5.4%
Other Offences Total	730	19.2%	706	24	3%	756	-26	-3%



Crimes by Category and District

Violence Against the Person:

District	Grand Cayman					Sister Islands		Other	Cayman Islands
	BT	EE	GT	NS	WB	CB	LC		
2022	150	35	363	29	159	24	0	0	760
2021	184	39	372	25	158	29	1	1	809
Yearly Variance	-34	-4	-9	4	1	-5	-1	-1	-49

Sexual Offences:

District	Grand Cayman					Sister Islands		Other	Cayman Islands
	BT	EE	GT	NS	WB	CB	LC		
2022	11	1	41	4	15	1	0	5	78
2021	13	2	37	6	18	3	0	10	89
Yearly Variance	-2	-1	4	-2	-3	-2	0	-5	-11

Firearms:

District	Grand Cayman					Sister Islands		Other	Cayman Islands
	BT	EE	GT	NS	WB	CB	LC		
2022	8	4	18	2	5	0	0	0	37
2021	4	1	19	0	5	1	0	0	30
Yearly Variance	4	3	-1	2	0	-1	0	0	7

Drugs:

District	Grand Cayman					Sister Islands		Other	Cayman Islands
	BT	EE	GT	NS	WB	CB	LC		
2022	42	5	51	11	31	11	0	3	154
2021	33	6	75	9	34	4	0	4	165
Yearly Variance	9	-1	-24	2	-3	7	0	-1	-11



Acquisitive Crime:

District	Grand Cayman					Sister Islands		Other	Cayman Islands
	BT	EE	GT	NS	WB	CB	LC		
2022	167	34	697	38	227	45	2	17	1227
2021	123	43	629	31	160	15	3	19	1023
Yearly Variance	44	-9	68	7	67	30	-1	-2	204

Public Order:

District	Grand Cayman					Sister Islands		Other	Cayman Islands
	BT	EE	GT	NS	WB	CB	LC		
2022	169	28	379	31	175	23	1	18	824
2021	148	32	451	22	161	36	0	10	860
Yearly Variance	21	-4	-72	9	14	-13	1	8	-36

Other Crime:

District	Grand Cayman					Sister Islands		Other	Cayman Islands
	BT	EE	GT	NS	WB	CB	LC		
2022	136	20	336	19	142	43	0	34	730
2021	128	31	341	13	122	23	3	45	706
Yearly Variance	8	-11	-5	6	20	20	-3	-11	24

Vulnerable Persons – Domestic Violence:

District	Grand Cayman					Sister Islands		Other	Cayman Islands
	BT	EE	GT	NS	WB	CB	LC		
2022	425	63	692	51	398	55	0	56	1740
2021	412	69	730	46	400	43	1	27	1728
Yearly Variance	13	-6	-38	5	-2	12	-1	29	12



Vulnerable Persons – Child Referrals:

District	Grand Cayman					Sister Islands		Other	Cayman Islands
	BT	EE	GT	NS	WB	CB	LC		
2022	424	67	472	101	241	71	0	55	1431
2021	377	69	472	82	264	50	1	86	1401
Yearly Variance	47	-2	0	19	-23	21	-1	-31	30

COVID-19 RELATED INCIDENTS AND BREACHES

The COVID-19 pandemic has had a significant impact globally as well as in the Cayman Islands. COVID-19 restrictions were introduced on the 23rd of March 2020 during 2022 limited restrictions remain in place after a gradual easing in 2021 mainly in relation to gatherings, travel and quarantine.

In 2022 there were 382 Incidents or Calls for Service related to COVID-19, this is compared to 47 in 2021 and 1882 in 2020. The increase in 2022 was mainly linked to the airport and documentation issues. There were 71 COVID-19 breaches in 2022, mainly around travel requirements/documentation, the others were quarantine or general breaches or mask related. This is compared to 76 in 2021 and 676 COVID-19 breaches recorded in 2020.